4Q08 Results

March 11th

Forward Looking Statement

This presentation contains certain statements that are neither reported financial results or other historical information. They are forward-looking statements.

Because these forward-looking statements are subject to risks and uncertainties, actual future results may differ materially from those expressed in or implied by the statements. Many of these risks and uncertainties relate to factors that are beyond CCR's ability to control or estimate precisely, such as future market conditions, currency fluctuations, the behavior of other market participants, the actions of governmental regulators, the Company's ability to continue to obtain sufficient financing to meet its liquidity needs; and changes in the political, social and regulatory framework in which the Company operates or in economic or technological trends or conditions, inflation and consumer confidence, on a global, regional or national basis.

Readers are cautioned not to place undue reliance on these forward-looking statements, which speak only as of the date of this document. CCR does not undertake any obligation to publicly release any revisions to these forward looking statements to reflect events or circumstances after the date of this presentation.

Agenda

- ***Highlights***
- ***Results***
- ***Outlook***
- ***Social Responsability***

Operating

- *Traffic increse 7.3% in the 4Q08 and 8.4% in 2008. Regarding 3Q08, traffic decreased by 0.20%.*

- *Net Revenue totaled R$ 734.4 milhões (+15.9%) in the 4Q08, and reached R$ 2.734,2 milhões (+16,2%) in 2008.*

- *43.5% increase in AVI users in the year, compared to Dec/2007, totaling 1,303 thousand. 4Q08 added 145 thousand Tag`s, a 163,6% growth compared to 4Q07.*

- *On December 17, 2008, all the 13 toll plazas of RodoAnel Oeste began operations.*

Upcoming Events

- *On February 9, 2009, CCR informed its shareholders and the market in general that, together with its subsidiary Companhia de Participações em Concessões (CPC) and Brisa Participações e Empreendimentos Ltda., it entered into an irrevocable and irreversible Share Purchase Agreement subject to Suspensive Conditions with CS Participações Ltda., its shareholders and its subsidiary BR Inspeções S.A. by which CPC acquired shares representing 45% of the capital stock of Controlar S.A.*

- *The Company's Management proposes an additional dividend payment to its shareholders, referring to 2008, of R$ 0.35 per share, totaling R$ 141.1 million, to be submitted to the approval of a General Shareholders' Meeting. This additional dividend payment will be made at two moments throughout 2009: R$ 0.25 on April 30, 2009 and R$ 0.10 by the end of the year. Considering the anticipation of dividends of R$ 1.00 per share paid on September 30, 2008, payout came to 76.3% for the fiscal year of 2008.*

Results

The results reflect a combination of factors...

R$ Millions Financial Highlights	4Q07 Reclassified	4Q08	Chg %	2007 Reclassified	2008	Chg %
Net Revenue	**633.8**	**734.4**	**15.9%**	**2,353.0**	**2,734.2**	**16.2%**
Total Costs [(1)]	**(350.6)**	**(357.1)**	**1.9%**	**(1,238.6)**	**(1,366.3)**	**10.3%**
EBIT	**283.2**	**377.2**	**33.2%**	**1,114.4**	**1,367.9**	**22.7%**
EBIT *Margin*	***44.7%***	***51.4%***	***+6.7 p.p.***	***47.4%***	***50.0%***	***+2.6 p.p.***
Depreciation and Amortization [(2)]	**83.0**	**95.8**	**15.5%**	**327.9**	**363.9**	**11.0%**
EBITDA	**366.2**	**473.1**	**29.2%**	**1.442,2**	**1,731.8**	**20.1%**
EBITDA *Margin*	**57.8%**	**64.4%**	**+6.6 p.p.**	**61.3%**	**63.3%**	**+2.0 p.p.**
Net Financial Result	**(70.3)**	**(80.4)**	**14.4%**	**(225.0)**	**(253.0)**	**12.4%**
IRPJ & CSLL Current and Difered	**(79.6)**	**(106.3)**	**33.5%**	**(301.6)**	**(392.1)**	**30.0%**
Net Income	**132.1**	**188.8**	**42.9%**	**579.7**	**713.6**	**23.1%**

(1) Total Costs + Administrative Expenses
(2) Includes prepaid expenses

... traffic growth and reduction of operating costs.

Net Financial Result

Net Financial Result (R$ MM)	4Q07 Reclassified	4Q08	Chg %	2007 Reclassified	2008	Chg %
Net Financial Result	**(70.3)**	**(80.4)**	**14.4%**	**(225.0)**	**(253.0)**	**12.4%**
Financial Expenses:	**(107.8)**	**(139.1)**	**29.0%**	**(333.1)**	**(440.9)**	**32.4%**
- Exchange Rate Variation	0.0	(42.4)	n.m.	0.0	(75.7)	n.m.
- Hedge Transactions lost	(9.5)	(0.4)	-96.1%	(23.8)	(30.8)	29.5%
- Monetary Variation	(27.7)	(11.5)	-58.5%	(53.0)	(79.9)	50.7%
- Interest on Short-term and Long-term Debt	(48.4)	(80.8)	66.9%	(193.7)	(229.5)	18.5%
- Other Financial Expenses	(22.2)	(4.0)	-82.1%	(62.7)	(25.1)	-59.9%
Financial Income:	**37.5**	**58.7**	**56.5%**	**108.1**	**187.9**	**73.9%**
- Hedge Transctions gain	8.4	37.7	n.m.	14.1	73.7	n.m.
- Other Financial Income	29.0	21.0	-29.4%	94.0	114.2	21.6%

Business Dynamics

EBITDA (R$ millions) x EBITDA Margin

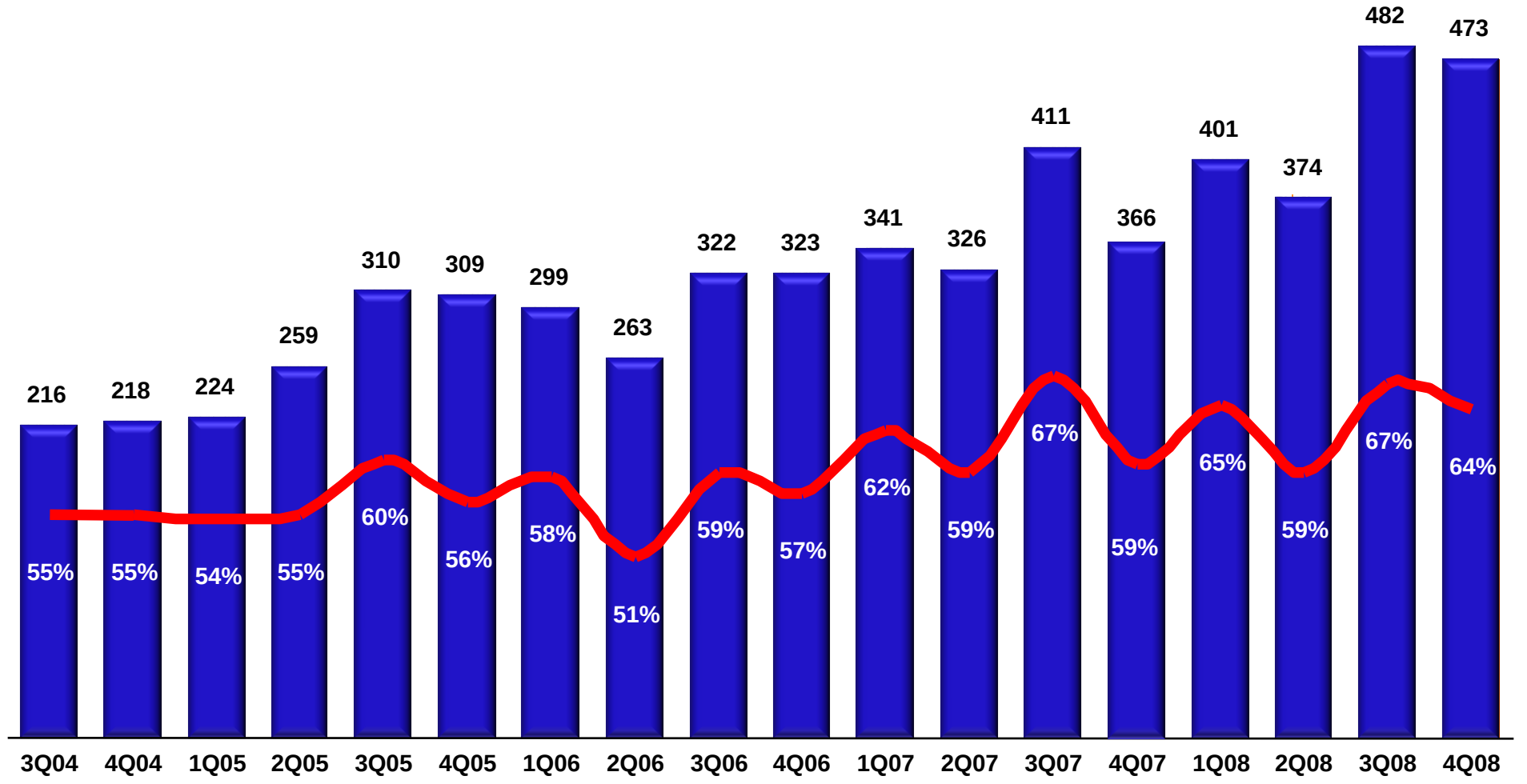

Revenues

Toll Payment Method

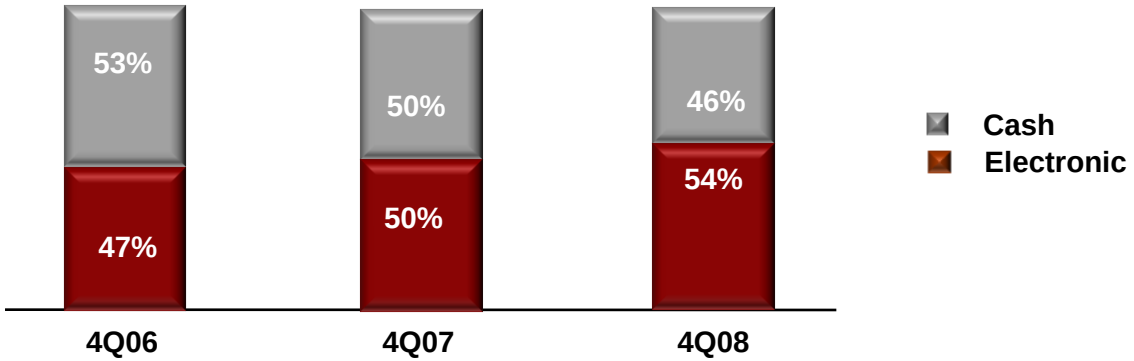

Concession Breakdown

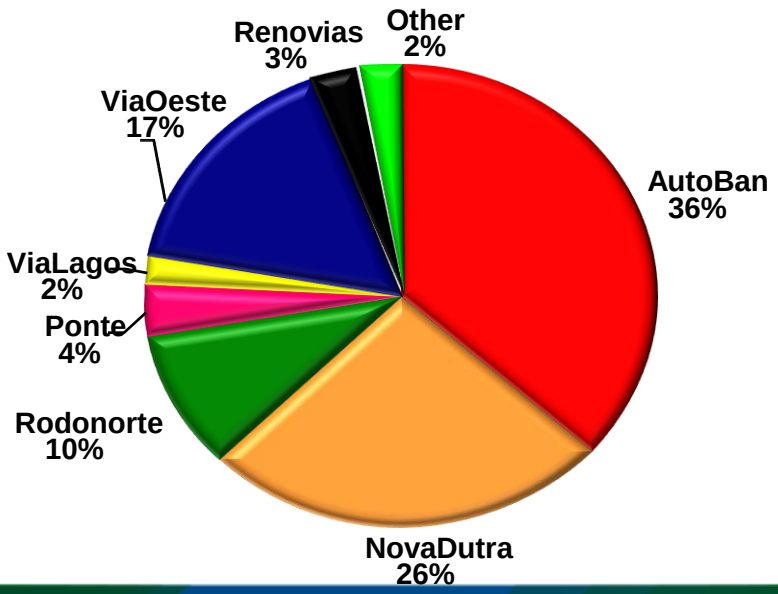

Revenues Breakdown – 4Q08

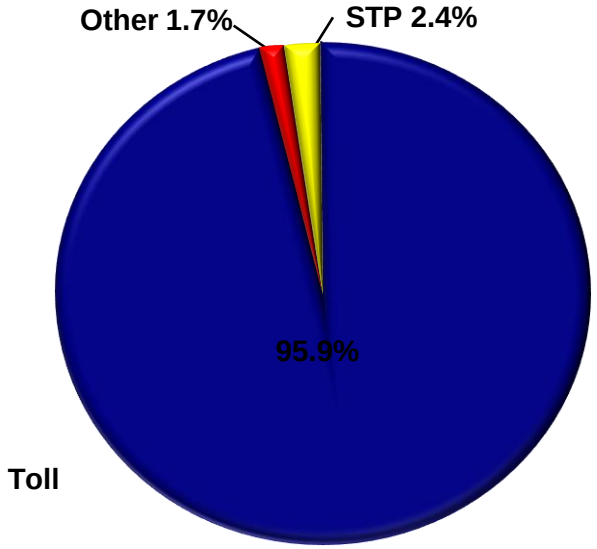

Traffic (Vehicle Equivalents – millions)

Quarterly Evolution

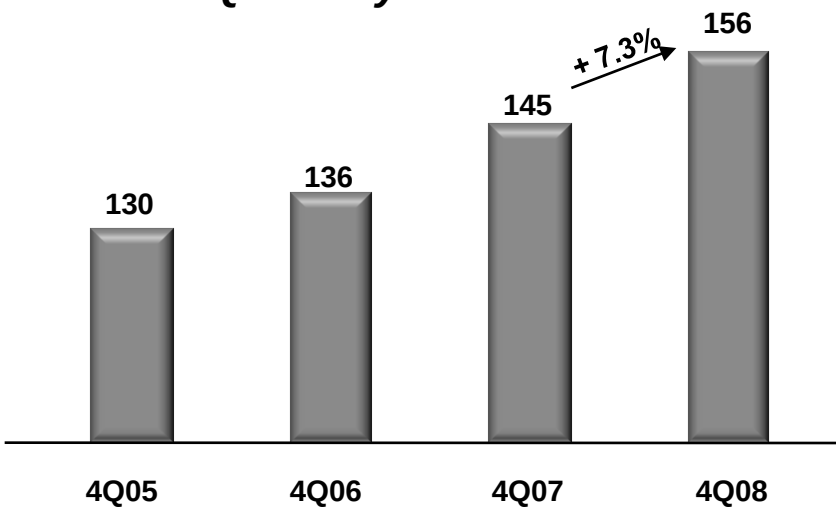

Annual Evolution

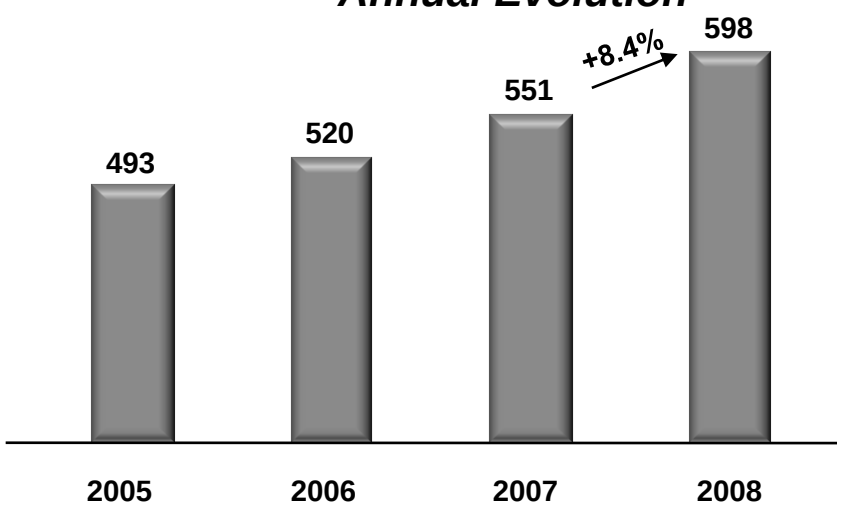

4Q08 x 4Q07 – Concession Breakdown

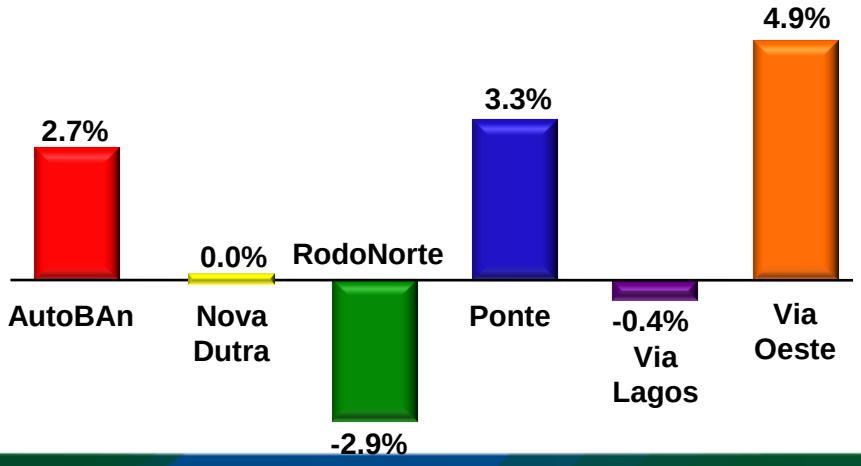

2008 x 2007 – Concession Breakdown

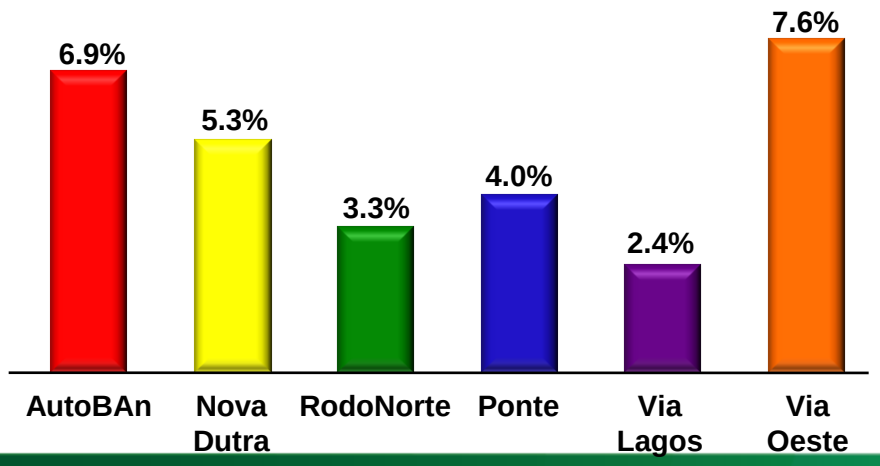

Net Revenues & Total Costs

We are still delivering...

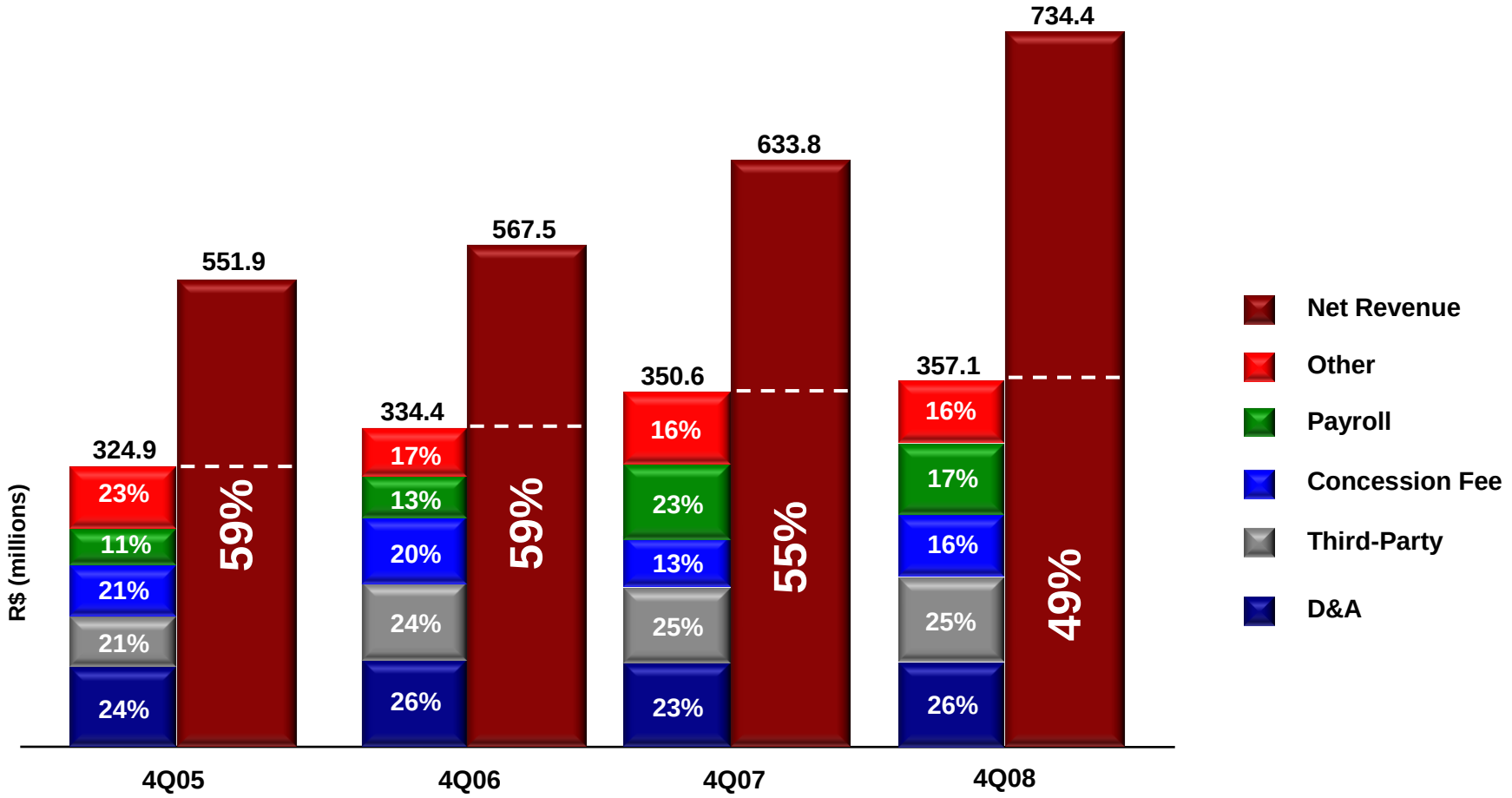

Other: insurance, rent, marketing, travel, electronic payment and conservation and material for conservation and maintenance.
Third-Party Services: auditing, consulting, shared services and routine maintenance.

...operating efficiency.

Indebtness

Appropriated capital structure...

Gross Debt

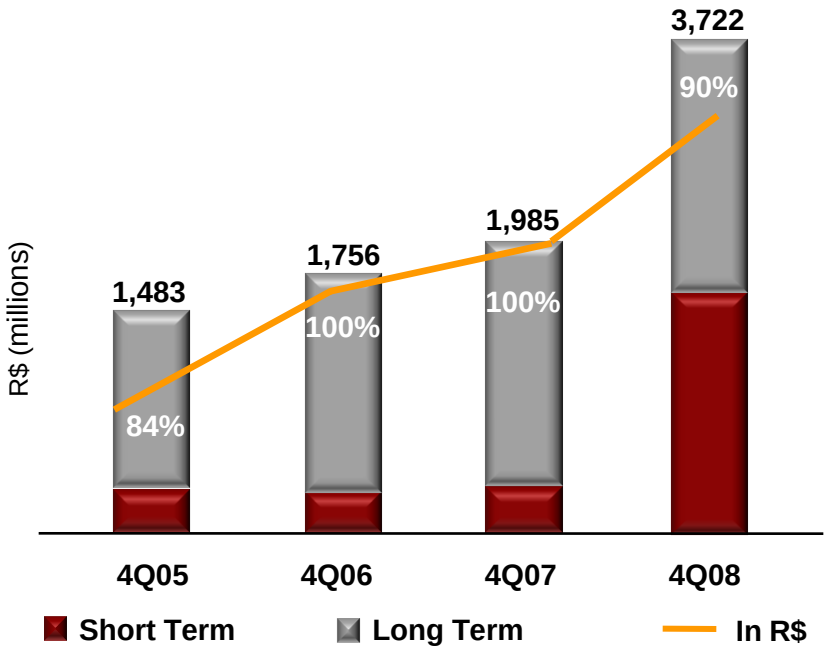

Net Debt

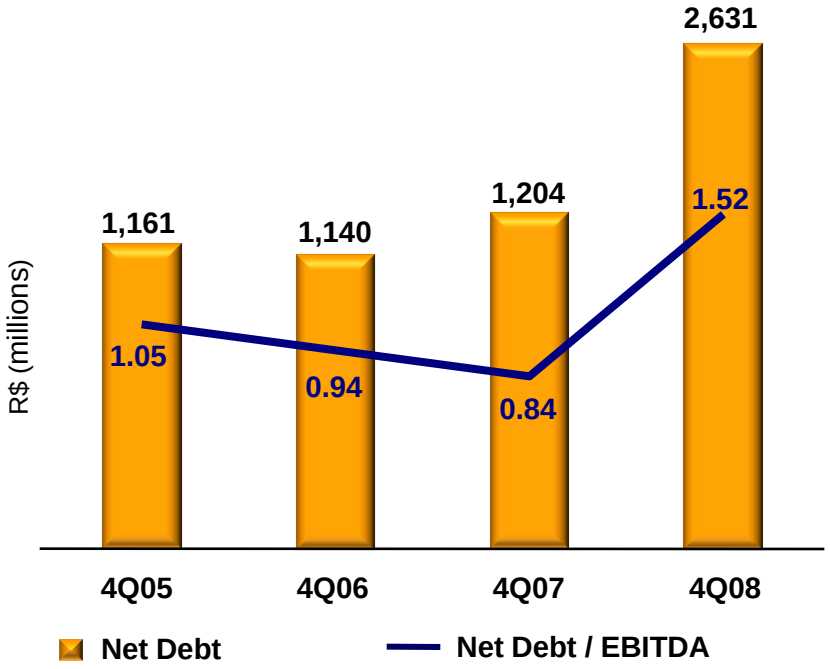

...in the current financial economic scenario.

Indebtness

We are still pursuing a more...

Distribution

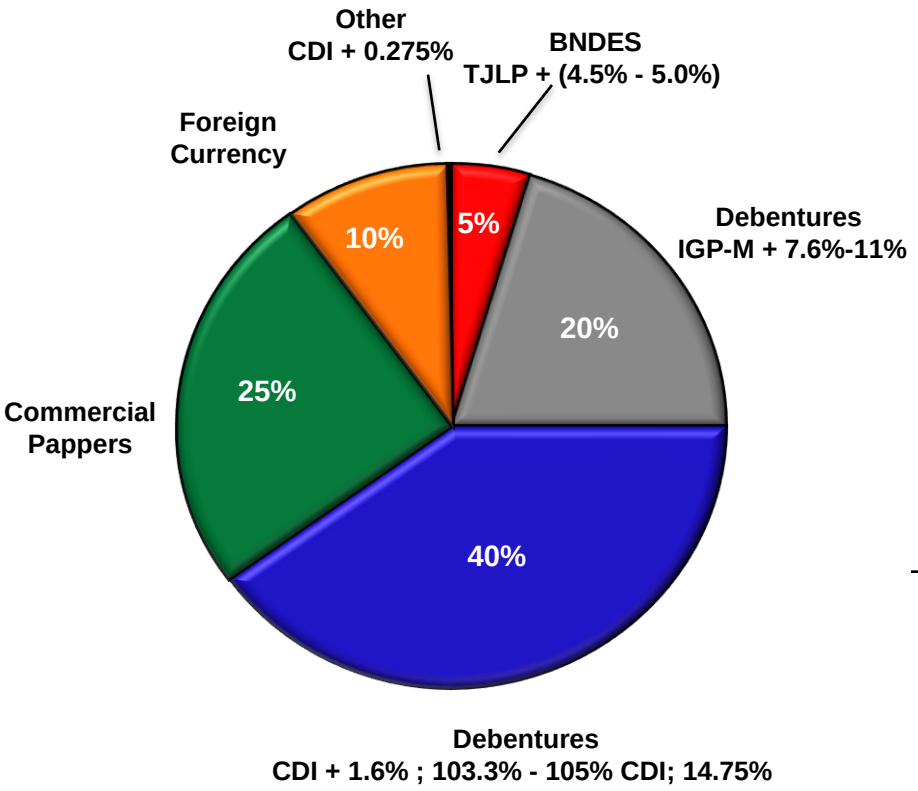

Debt Amortization

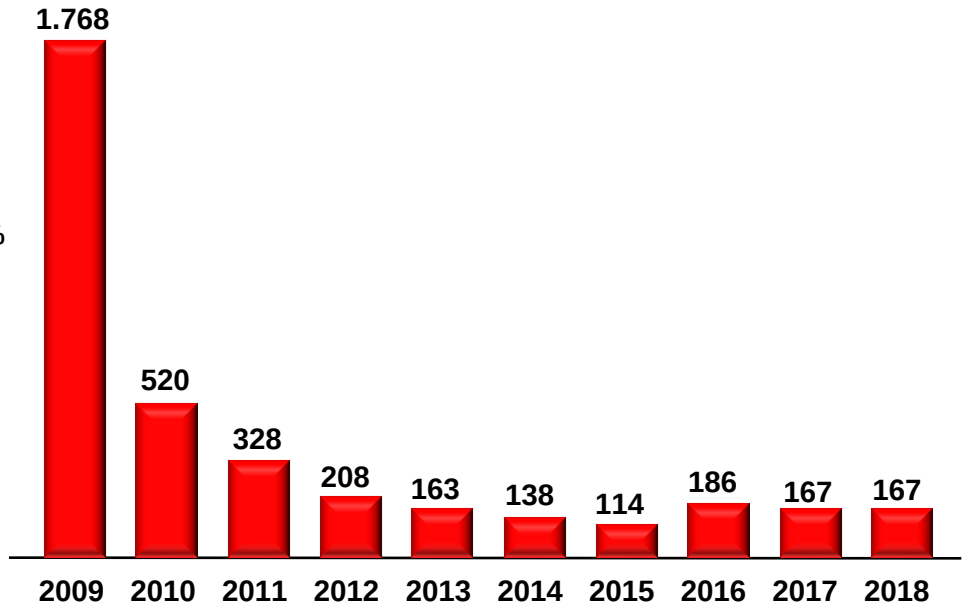

...efficient capital structure.

Capex

Schedule 2009

CAPEX (R$ MM)	1Q08	2Q08	3Q08	4Q08	2008	2009(E)	2010 (E)
AutoBAn	34.3	61.3	38.8	152.2	286.6	337.2	498.5
NovaDutra	29.4	37.6	41.4	49.5	157.9	161.1	196.0
ViaOeste	13.6	9.6	16.3	16.5	56.0	302.0	162.4
RodoNorte (100%)	8.2	14.9	19.6	46.0	88.6	83.4	96.8
Ponte	3.0	3.2	2.8	4.0	13.0	12.5	18.2
ViaLagos	0.1	0.2	1.8	2.7	4.8	9.5	12.0
ViaQuatro (58%)	12.9	0.0	23.9	32.4	69.2	158.9	123.1
Renovias (40%)		0.7	4.3	6.5	11.5	36.0	26.3
RodoAnel (100%)		2.2	31.3	62.0	95.5	53.3	45.5
Other[1]	1.7	(1.6)	0.3	14.1	14.4	23.7	19.3
Consolidated	**103.2**	**128.2**	**180.5**	**385.7**	**797.6**	**1,177.8**	**1,198.0**

1 – Includes CCR, CCR México,CCR USA, Actua, Engelog, Parques and STP.

The values esteem for 2009 in the concessionaires Rodonorte, ViaQuatro, Renovias and Rodoanel means CCR stake on the project.

CCR in the Global Context

2009E - US$ MM	MARKET CAP	DIV. YIELD	EBITDA	EV/ EBITDA	NET DEBT/ EBITDA	P/E	ROE	SALES	EV	YTD%*
ABERTIS INFRAESTRUCTURAS	9,029	5.6	2,988	-	5.4	11.0	14.3	4,791	25,289	-15.3
ATLANTIA SPA	7,369	7.6	2,650	8.4	4.8	8.5	17.0	4,365	22,138	-22.1
SOCIETE DES AUTOROUTES	6,098	7.2	1,587	10.8	5.5	13.9	-	2,341	17,068	-14.1
JIANGSU EXPRESS	3,953	5.9	533	9.7	1.6	13.1	11.7	769	5,165	-5.8
PLUS EXPRESSWAYS	3,940	5.7	638	10.9	3.1	13.4	18.8	803	6,947	-2.7
CCR	3,858	4.0	849	6.0	1.7	11.8	37.2	1,347	5,096	-4.9
BRISA	3,446	6.8	602	14.3	7.7	21.0	8.0	859	8,616	-14.9
TRANSURBAN GROUP	3,154	5.8	336	18.1	8.4	176.3	0.6	484	6,073	-29.1
CINTRA CONCESIONES	2,390	3.2	959	13.9	11.9	-	-7.2	1,396	13,371	-37.4
MACQUARIE INFRASTRUCTURE	1,514	19.4	-393	-	-2.8	-	-16.8	-53	3,133	-39.8

Bloomberg – 03/10/2009

* In terms of local currency

** USD = R$ 2,3781

Social Responsability and Cultural Policy

Social Responsibility and Cultural Policy

Cultura

Tela Brasil Cinema	*Approximately 462,000 people*
Roda Brasil Circus	*Over 140,000 people*

Education

Road to Citizenship	*10,000 educators and 720,000 children*
I Use de Pedestrian Crossing	*Over 15,000 children, youngsters and adults*
Ways to Life Institute	*Over 1,200 students*

Health

Road to Health	*Approximately 64,000 truckers assisted*
Humanized Childbirth	*Over 23,000 pregnant women assisted*
Zero Alcohol	*Over 10,000 people impacted*



Environment / Sports

Green Asphalt	*Over 360,000 recycled tires*
SacoLona (canvas bag) Project	*3,550 items manufactured by recycling 532 kg of canvas*
Grael Project	*360 people were benefited*
Sports' Caravan	*8,600 children from public schools benefited*

Details – Datafolha Research

Highlights

- *The work of CCR Group concessionaires was approved by 86.3% of users;*
- *Over 76% of the drivers and opinion makers are satisfied or fully satisfied with our customer service;*
- *Our concessionaires were considered reliable by 85% of the interviewees, a respectable company by 90%, and a company that provides good services by 89% of the drivers;*
- *86.7% of the opinion leaders want the government to grant more highways to the private sector;*
- *87.6% of the interviewees agreed it was worth paying the toll tariff at CCR group highways.*

4Q08 Results

March 11th