CCR03
NOVO
MERCADO
BOVESPA BRASIL

CCR

1Q08 Results

May 15, 2008

Forward Looking Statement

This presentation contains certain statements that are neither reported financial results or other historical information. They are forward-looking statements.

Because these forward-looking statements are subject to risks and uncertainties, actual future results may differ materially from those expressed in or implied by the statements. Many of these risks and uncertainties relate to factors that are beyond CCR's ability to control or estimate precisely, such as future market conditions, currency fluctuations, the behavior of other market participants, the actions of governmental regulators, the Company's ability to continue to obtain sufficient financing to meet its liquidity needs; and changes in the political, social and regulatory framework in which the Company operates or in economic or technological trends or conditions, inflation and consumer confidence, on a global, regional or national basis.

Readers are cautioned not to place undue reliance on these forward-looking statements, which speak only as of the date of this document. CCR does not undertake any obligation to publicly release any revisions to these forward looking statements to reflect events or circumstances after the date of this presentation.

Agenda

- Highlights
- Results
- Outlook
- Social and Cultural Responsibility Policy

Operating

- *Traffic grew by 7.5% in the 1Q08.*
- *Net revenue reached R$ 620.4 million (+13.6%) in the first quarter of 2008.*
- *Net Income totaled R$ 167.2 million in the 1Q08, up on the same period last year.*
- *25.5% increase in AVI users in the year, compared to Mar/07, totaling 968,000.*

Corporate

- *Dividend payout of 91.2%, representing a total payment of R$ 532.1 million for the fiscal year of 2007*

- *On April 11, 2008, CCR additional dividend distribution for the fiscal year 2007 in the amount of R$ 0.50 per share, totaling R$ 201.6 million. In addition to the R$ 330.5 million paid in August 2007.*

- *Advertisement Campaign*

Highlights

- *On March 11, 2008, the Company informed its shareholders and the market that Consórcio Integração Oeste, in which CCR holds a 95% stake, obtained the best classification among the proposals with lowest toll tariffs submitted in the bid for the Concession of the Mário Covas Ring Road – West Segment.*

- *On May 7, 2008, Consórcio Integração Oeste, was declared the winner of the international public bid 0001/2008, for the exploration, through a concession, of the Mário Covas Ring Road – West Segment.*

- *On May 8, 2008, Consórcio Integração Oeste was summoned to sign the concession agreement within 30 (thirty) days.*

- *Renovias.*

Results

The results reflect a combination of factors...

R$ Million Financial Highlights	1Q07	1Q08	Chg%
Net Revenue	545.9	620.4	13.6%
Total Costs (1)	(285.4)	(306.6)	7.5%
EBIT	260.5	313.8	20.4%
EBIT Margin	47.7%	50.6%	+2.9 p.p.
Depreciation and Amortization (2)	80.3	87.4	8.8%
EBITDA	340.9	401.2	17.7%
EBITDA Margin	62.4%	64.7%	+2.3 p.p.
Net Financial Result	(43.2)	(53.4)	23.7%
Income and Social Contribution Taxes	(66.0)	(90.8)	37.5%
Net Income	146.8	167.2	13.9%

(1) Total Costs + Administrative Expenses
(2) Includes prepaid expenses

...higher traffic and reduction of operating costs.

Net Financial Result

Net Financial Result (R$ MM)	1Q07	1Q08	Chg %
Net Financial Result	**(43.2)**	**(53.4)**	**23,6%**
Financial Expenses:	**(66.8)**	**(96.2)**	**44.0%**
Monetary Variation	1.6	(12.8)	n.a.
Results from Hedging Transactions	(2.3)	(8.7)	n.a.
Exchange Rate Variation	(5.0)	(19.4)	n.a.
Interest on Short-term and Long-term Debt	(49.9)	(48.2)	-3.4%
Other Financial Expenses	(11.2)	(7.1)	-37.0%
Financial Income	**23.6**	**42.8**	**81.3%**
Results from Hedging Transactions	0.0	13.7	n.a.
Other Financial Income	23.6	29.1	23.1%

Business Dynamics

(R$ million)

EBITDA x EBITDA Margin

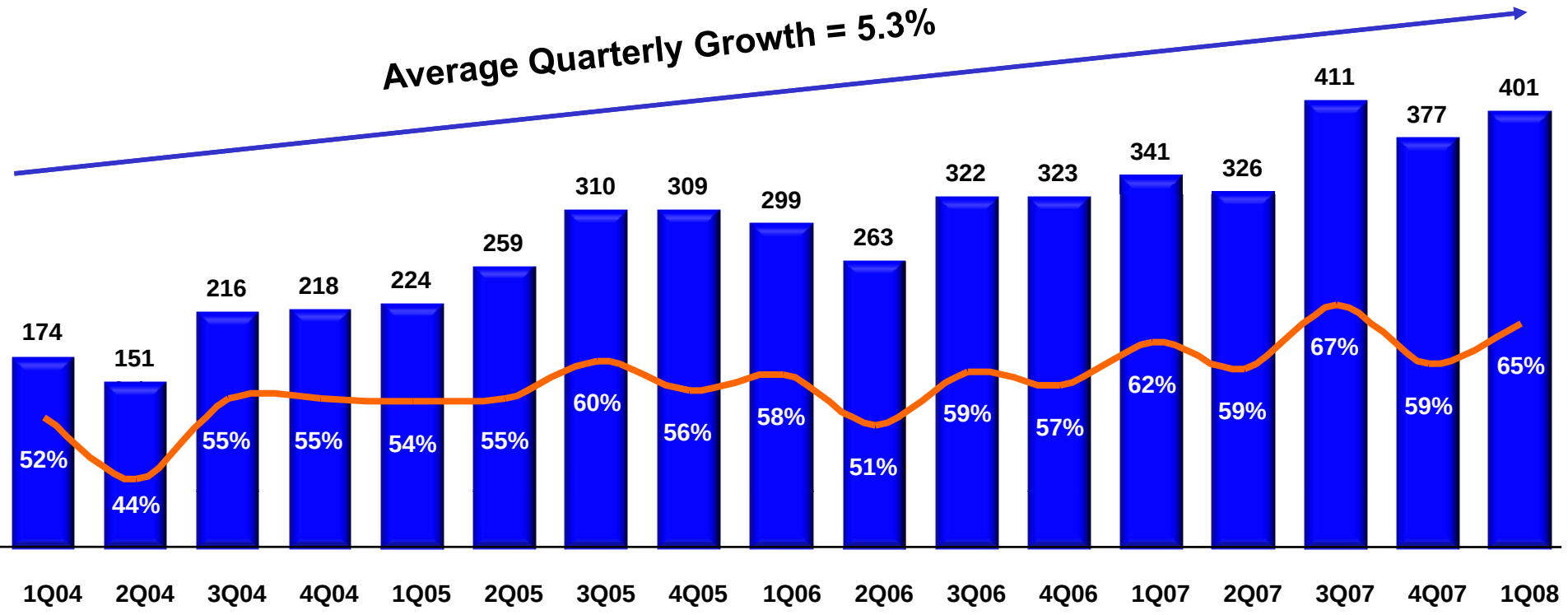

Revenues

Toll Payment Method

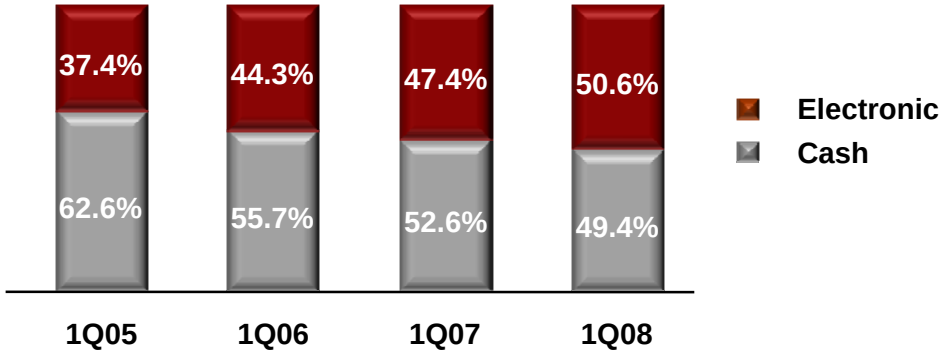

Concession Breakdown

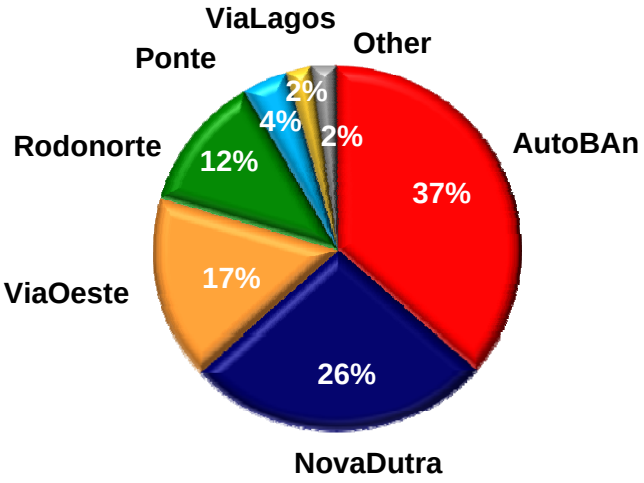

Revenues Breakdown – 1Q08

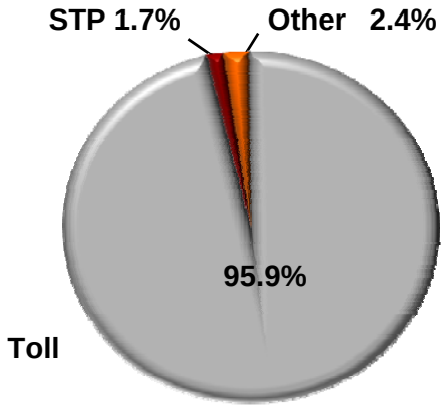

Traffic (Vehicle Equivalents - million)

Quarterly Evolution

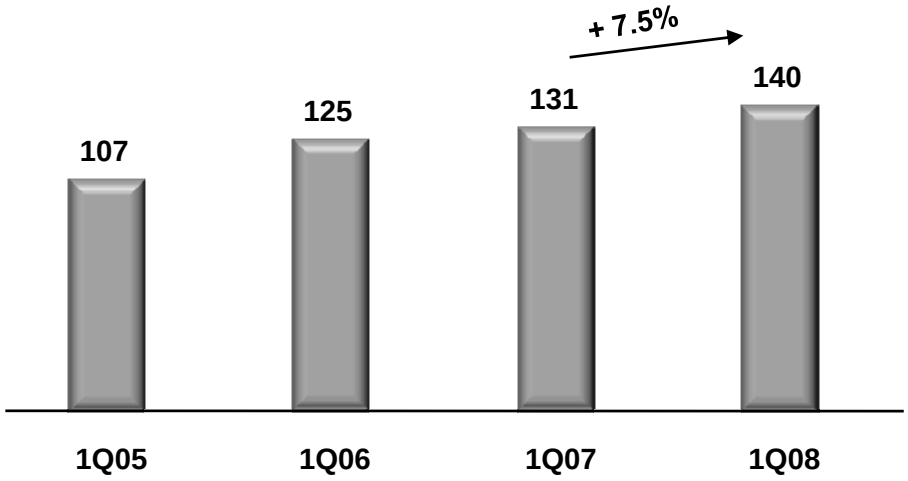

1Q07 x 1Q08 – Concession Breakdown

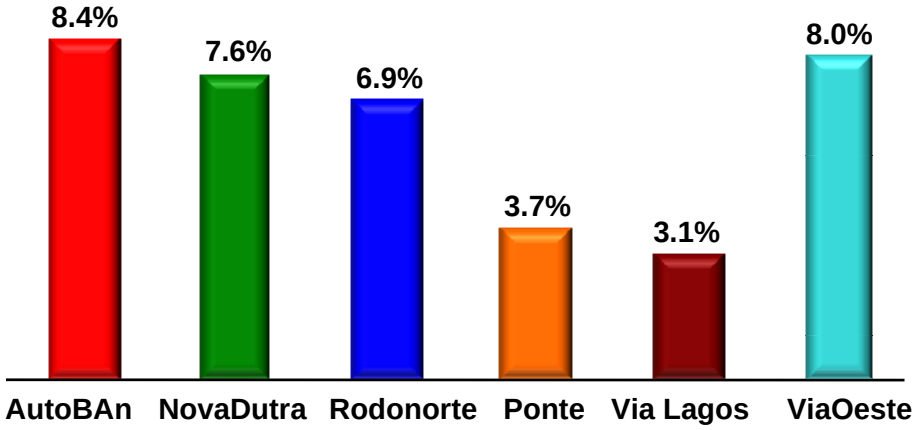

Net Revenue & Total Costs

We are still delivering...

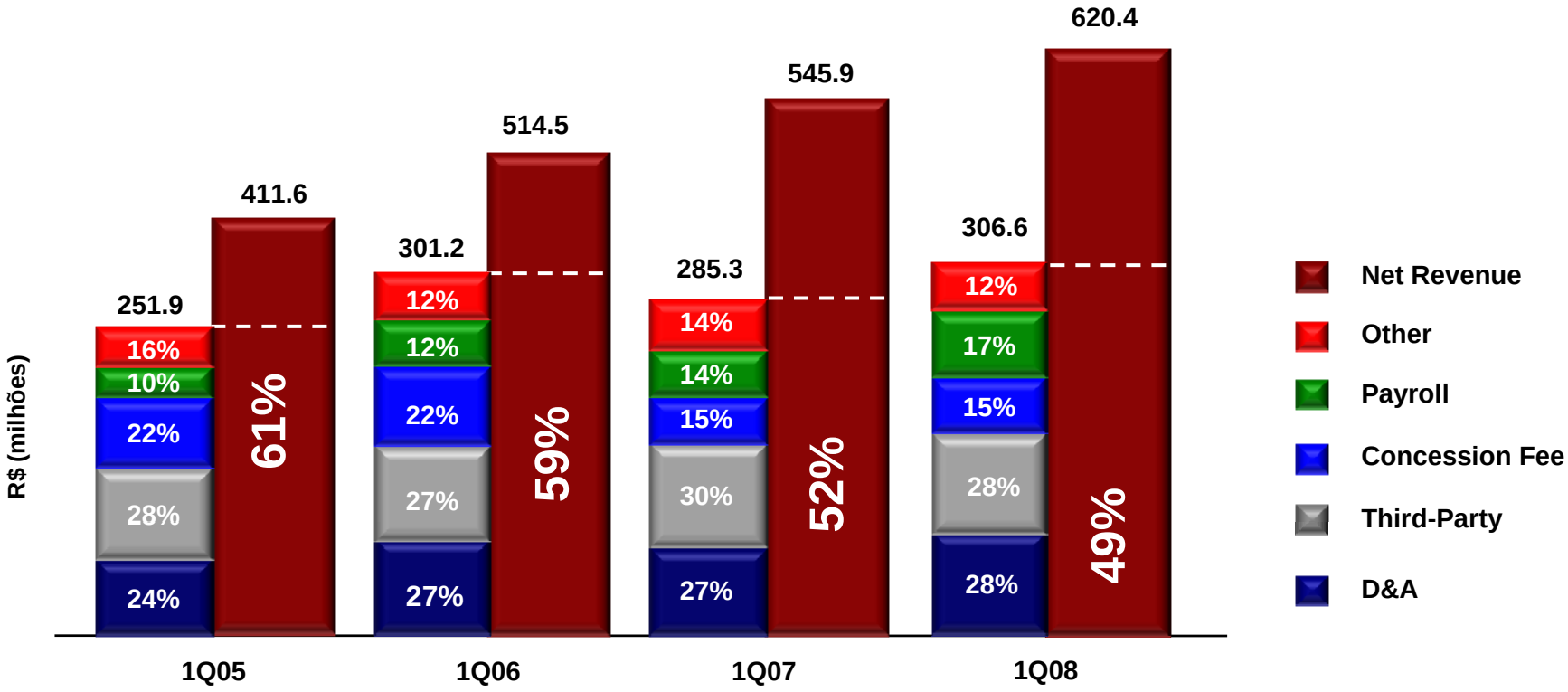

Other: insurance, rent, marketing, travel, electronic payment and routine maintenance

Third-Party Services: auditing, consulting and shared services.

... operating efficiency .

Indebtdness

Balance sheet is ready for...

Gross Debt

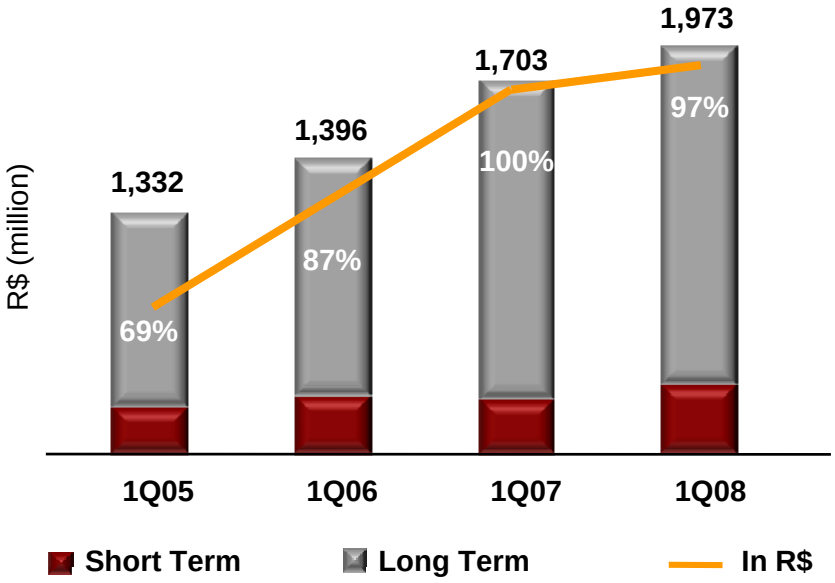

Net Debt

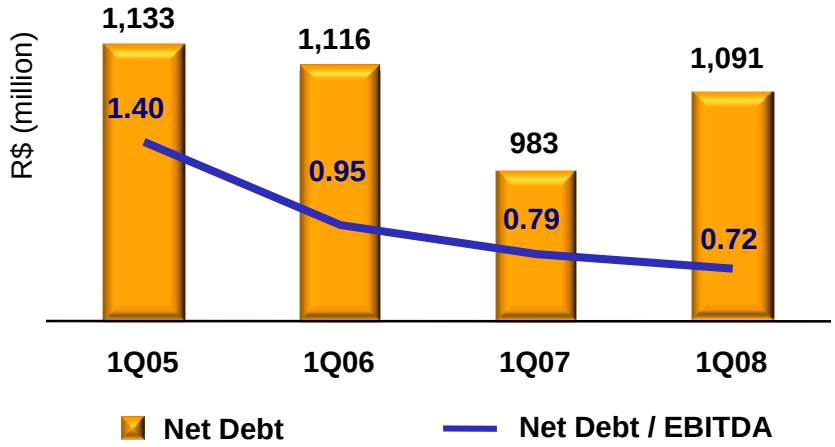

...the currrent oppotunities scenario

Indebtdness

We are still pursuing a more...

Distribution

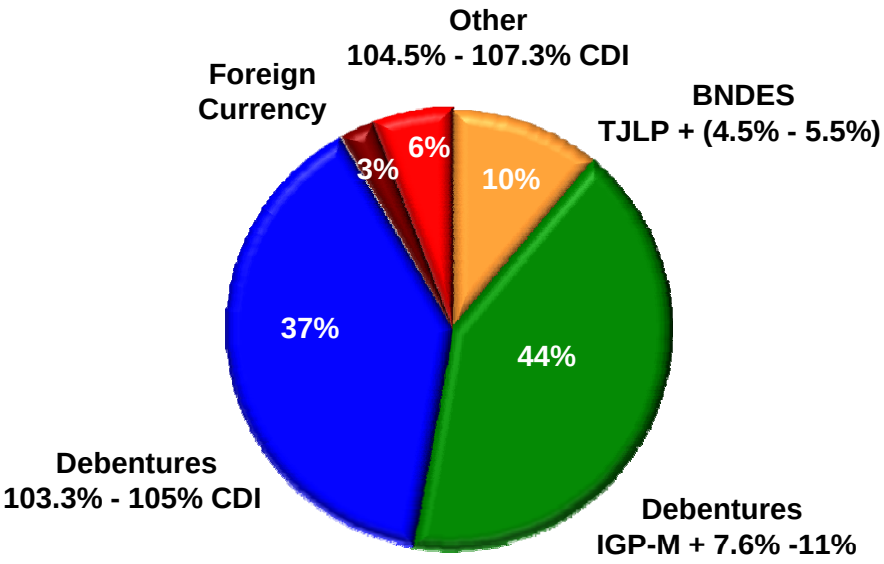

Long Term Debt Amortization

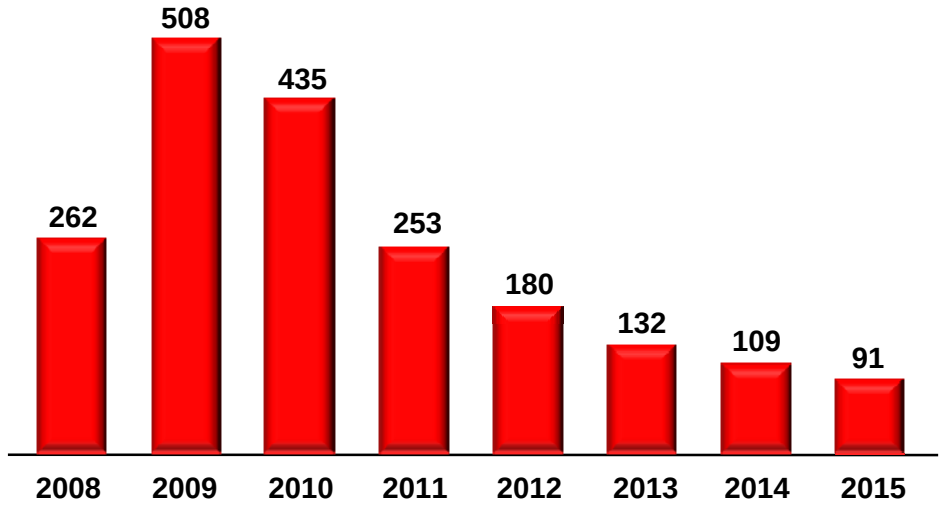

...efficient capital structure

Capital Expenditures

Schedule 2008 - 2009

CAPEX (R$ MM)	1Q07	1Q08	2008(E)	2009 (E)
AutoBAn	27.9	34.3	199.1	149.8
NovaDutra	19.6	29.4	88.9	56.0
ViaOeste	43.4	13.6	103.2	4.2
RodoNorte[1]	8.9	8.2	90.7	74.8
Ponte	2.2	3.0	4.4	3.5
Via Lagos	1.2	0.1	0.3	0.5
ViaQuatro[2]	0.3	12.9	185.6	252.7
Other[3]	1.7	1.6	10.9	8.7
Consolidated	105.2	103.1	683.0	550.2

1 and 2 - Estimated figures for 2008 and 2009 correspond to 100%.

3 - Includes CCR, CCR México,CCR USA, Actua, Engelog, Parques and STP.

New Businessess

- *State of São Paulo Concessions*
- *Federal Concessions*
- *Secondary Market*
- *PPP's*
- *Logistics*
- *Mexico and Estados Unidos*

Brazil is still the main growth driver.

Social and Cultural Responsibility Policy

Culture

Tela Brasil Cinema	*Approximately 330,000 people*
Roda Brasil Circus	*Over 90,000 people*

Education

Road to Citizenship	*10,000 educators and 720,000 children*
I Use de Pedestrian Crossing	*Over 10,000 children, youngsters and adults*
Ways to Life Institute	*Over 1,000 students*

Health

Road to Health	*Approximately 54,000 truckers*
Humanized Childbirth	*Over 5,400 pregnant attended*
Life Volunteers	*744 blood donators*
I am "Sangue Bom"	*249 blood donators*

Social

Back Home	*1 million of receipts issued per month*
Quality Competition	*Received more than 30 tones of food*
Grael Project	*Helped 4,500 students of public schools*
Sports' Caravan	*Benefited over 35,000 children*



Investor Relations

invest@ccrnet.com.br

Tel: 55 (11) 3048-5955/6353