CCRO3
NOVO
MERCADO
BM&FBOVESPA

CCR

Well Planned Past. Proven Track Record. Ready for the Future.

2Q10 Results

Forward-Looking Statement

This presentation contains certain statements that are not reported financial results or other historical information, but rather are forward-looking statements.

Because these forward-looking statements are subject to risks and uncertainties, actual future results may differ materially from those expressed in or implied by the statements. Many of these risks and uncertainties relate to factors that are beyond CCR's ability to control or estimate precisely, such as future market conditions, currency fluctuations, the behavior of other market participants, the actions of governmental regulators, the Company's ability to continue to obtain sufficient financing to meet its liquidity needs; and changes in the political, social and regulatory framework in which the Company operates or in economic or technological trends or conditions, inflation and consumer confidence, on a global, regional or national basis.

Readers are cautioned not to place undue reliance on these forward-looking statements, which speak only as of the date of this document. CCR does not undertake any obligation to publicly release any revisions to these forward looking statements to reflect events or circumstances after the date of this presentation.

CCR

CCRO3
NOVO
MERCADO
BM&FBOVESPA

Agenda

- ***Highlights***
- ***Results***
- ***Outlook***

CCR

CCRO3
NOVO
MERCADO
BM&FBOVESPA

2Q10 Highlights

Operating

✓ Traffic grew by 22.8% in 2Q10 and 21.0% in 1H10. Using the same traffic base, traffic increased 12.2% and 11.3% respectively.

✓ The number of AVI (electronic toll system) users rose 41.0% compared to 1H09, totaling 2,168,000 active tags.

Corporate

✓ Company's Management proposed distribution of intermediate dividends in the amount of R$ 1.25 per share, totaling R$ 551.7 million.

CCR

CCRO3
NOVO
MERCADO
BM&FBOVESPA

Subsequent Events

- ✓ On August 3, 2010 the Company announced to the market that its Companhia de Participações em Concessões (CPC) subsidiary signed a Contract for Purchase and Sale of Shares and Quotas and Other Covenants for the direct and indirect acquisition of 73.45% of the capital stock of the Rodovias Integradas do Oeste S/A concessionaire. The Company's investment, subject to adjustments pursuant to the Contract for Purchase and Sale of Shares and Quotas and Other Covenants, will be R$ 947.2 million. The conclusion of the acquisition is subject to precedent conditions foreseen in the Contract for Purchase and Sale of Shares and Quotas and Other Covenants, what authorization of the Granting Power, the liberation of guarantees supplied by the Sellers and/or their affiliated companies to the creditors of Rodovias Integradas do Oeste S/A and the favorable conclusion of the acquisition of the remaining portion of the capital stock of Rodovias Integradas do Oeste S/A.

Consolidated Results

Another quarter of solid operating results, even though...

Financial Indicators (R$ MM) R$ Milhões	2Q09	2Q10	Chg %	1H09	1H10	Chg %
Net Revenue	736,8	899,7	22,1%	1.452,8	1.737,0	19,6%
Total Costs (1)	384,8	484,1	25,8%	755,1	916,4	21,4%
EBIT	352,1	415,8	18,1%	697,7	820,6	17,6%
EBIT Margin	47,8%	46,2%	-1,6 p.p.	48,0%	47,2%	-0,8 p.p.
Depreciation and Amortization (2)	114,6	139,0	21,3%	223,7	274,3	22,6%
EBITDA	466,6	554,8	18,9%	921,4	1.094,9	18,8%
EBITDA Margin	63,3%	61,7%	-1,6 p.p.	63,4%	63,0%	-0,4 p.p.
Net Financial Results	(66,0)	(146,5)	121,9%	(148,9)	(293,3)	96,9%
Income Tax and Social Contribution	(102,4)	(112,3)	9,7%	(207,6)	(233,8)	12,7%
Minority Shares	(1,7)	(0,8)	-55,8%	(3,4)	(1,7)	-49,1%
Net Income	181,9	156,2	-14,1%	337,8	291,7	-13,7%

... small businesses at the ramp-up of a temporary increase in maintenance costs and higher debt.

(1) Total Costs + Administrative Expenses
(2) Includes prepaid expenses

CCR

CCRO3
NOVO
MERCADO
BM&FBOVESPA

Traffic (Equivalent Vehicles - million)

Consolidated

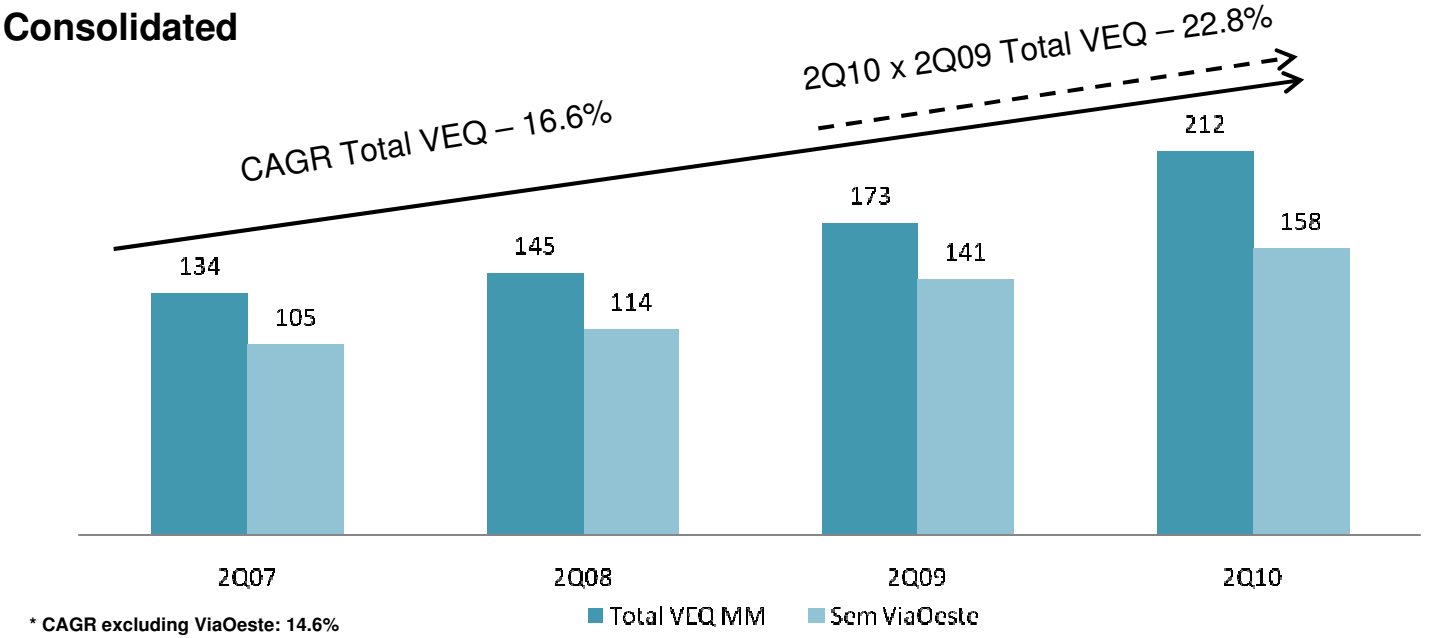

* CAGR excluding ViaOeste: 14.6%

Traffic Variation by Concessionaire

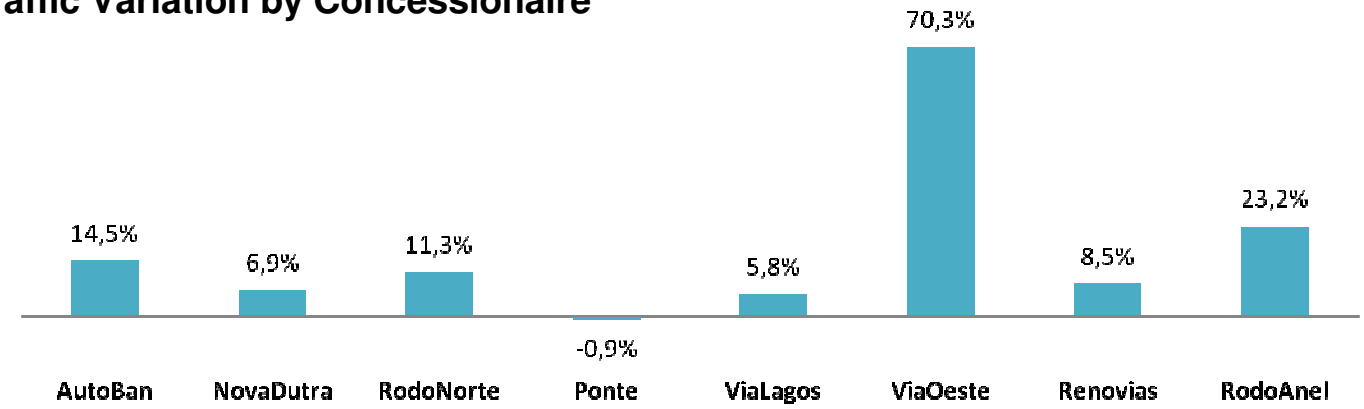

CCR
CCRO3
NOVO
MERCADO
BM&FBOVESPA

Revenue Breakdown

Toll Payment Method – 2Q10

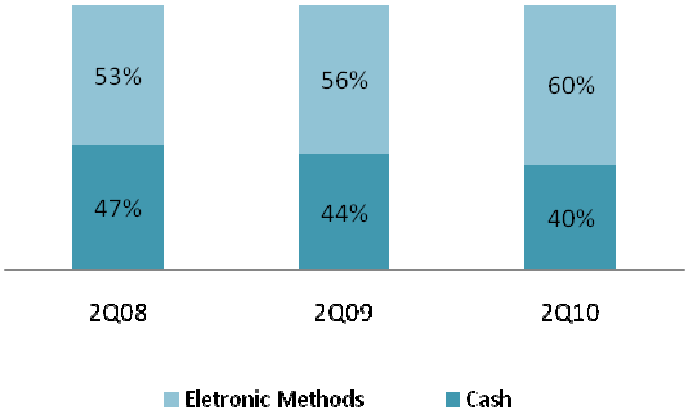

Revenue Breakdown – 2Q10

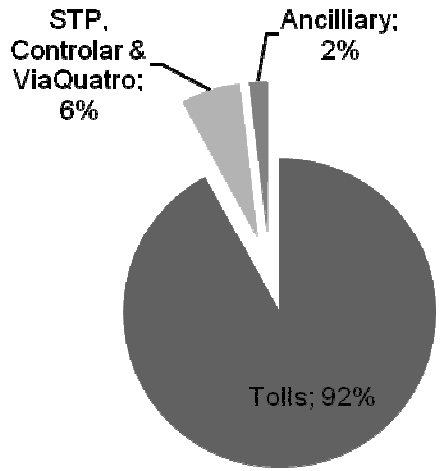

Gross Revenue – 2Q10

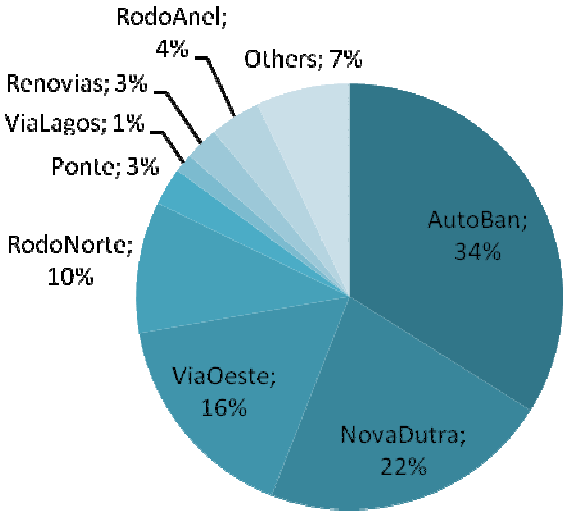

CCR

CCRO3 NOVO MERCADO BM&FBOVESPA

Costs Breakdown

The search for greater operational efficiency enabled…

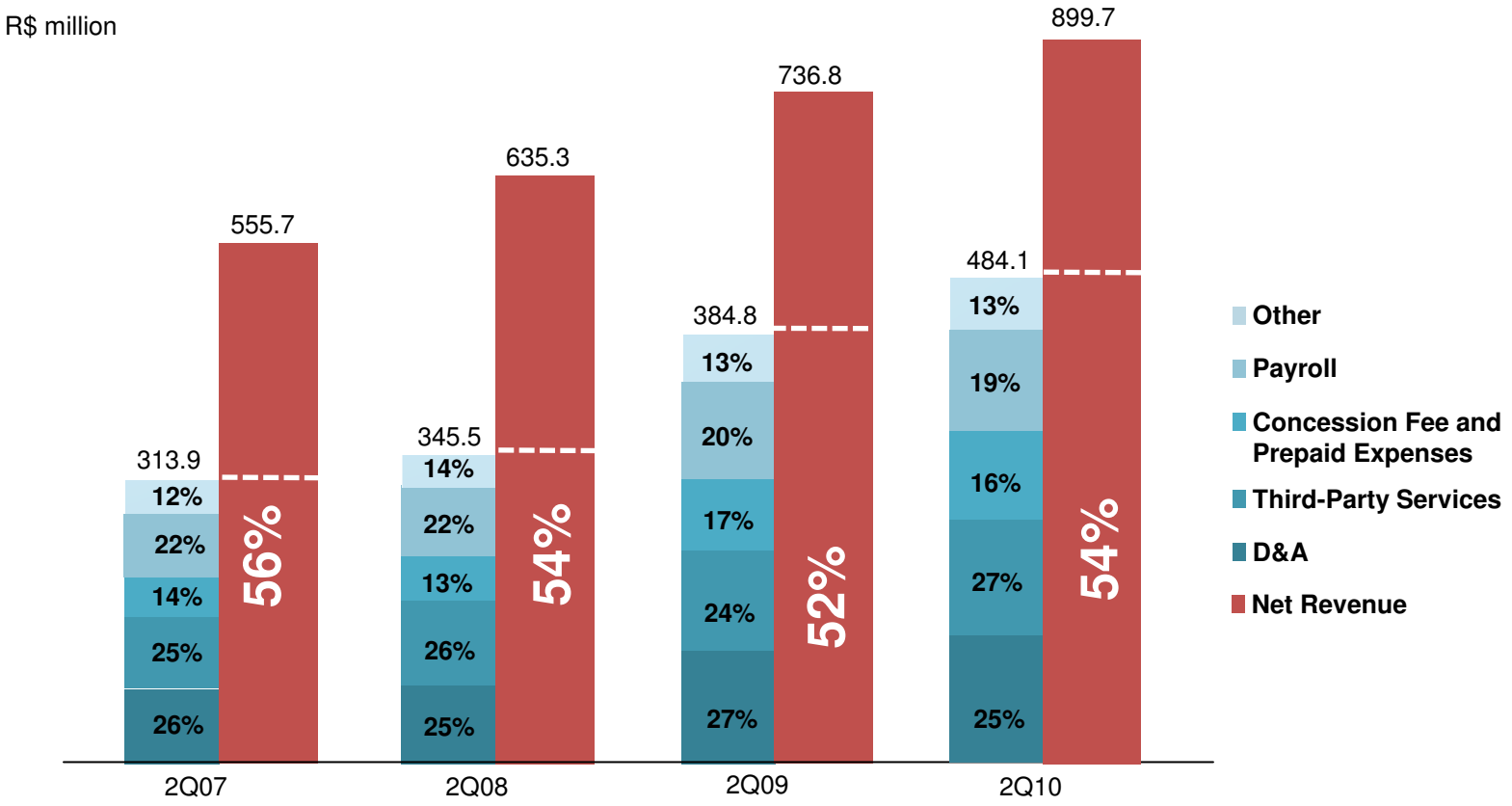

... stability margins, even with projects in ramp-up.

Other: insurance, rent, marketing, travel, electronic payment and material for conservation and maintenance.

Third-Party Services: auditing, consulting, shared services and routine maintenance.

CCRO3 NOVO MERCADO BM&FBOVESPA

Ebitda margin

The expansion of EBITDA margin is on long-term goal…

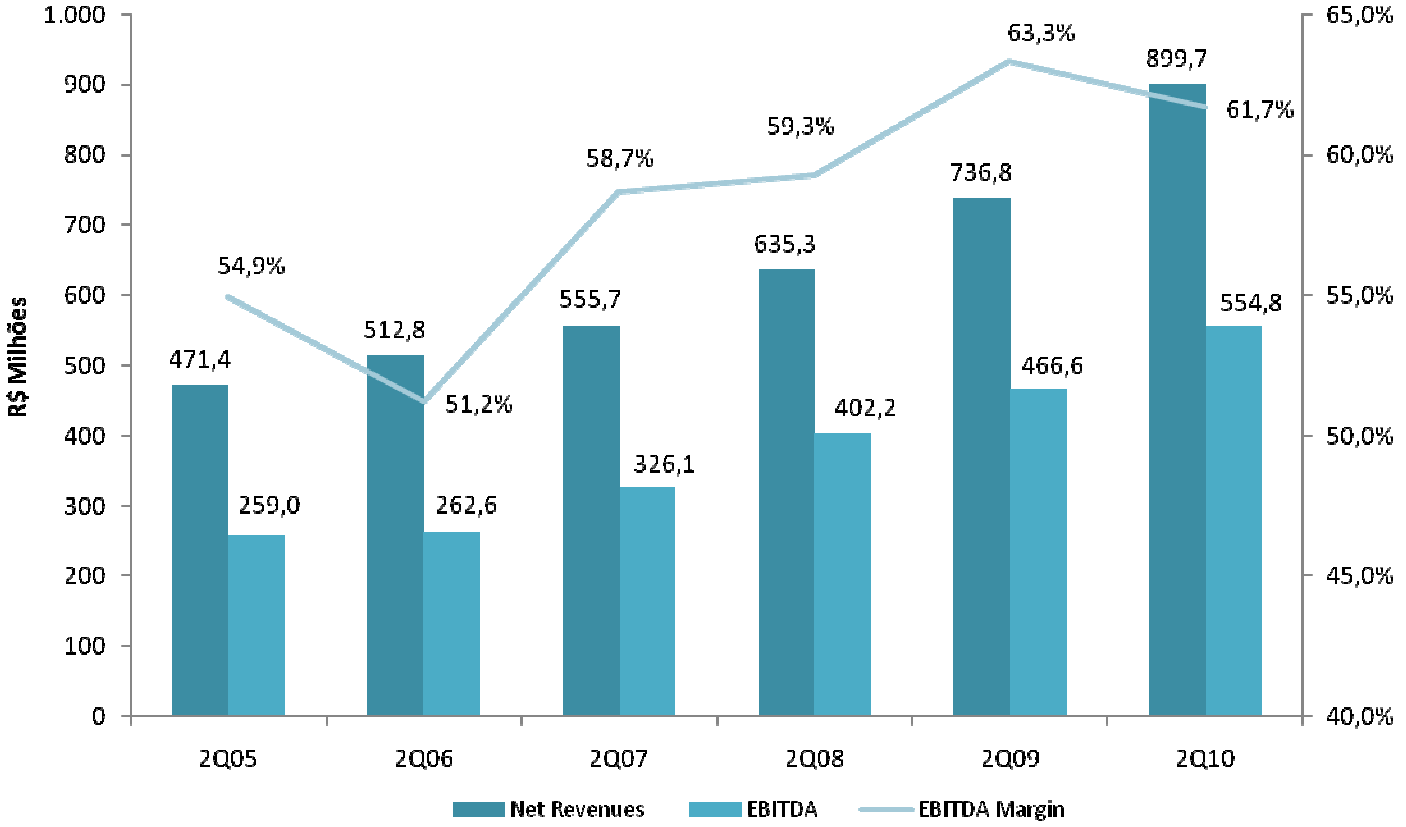

...that can be seen in the recent past, despite the imponderables.

CCRO3
NOVO
MERCADO
BM&FBOVESPA

Indebtedness

The company's current leverage, gives comfort to…

Gross Debt

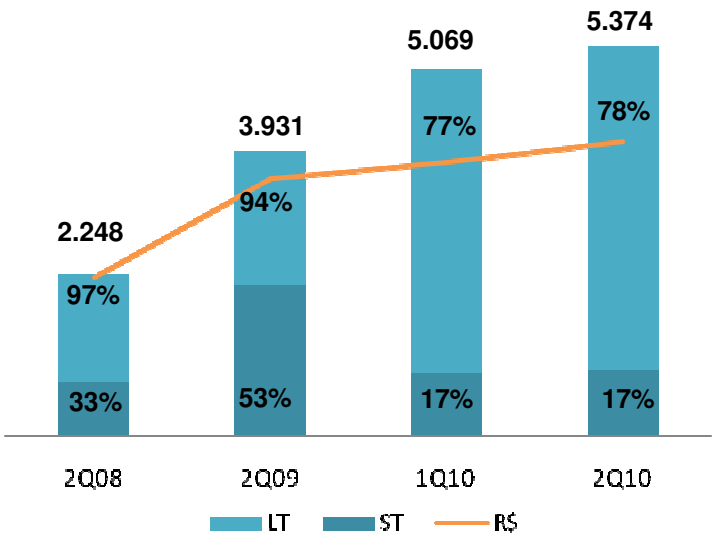

Net Debt / EBITDA LTM

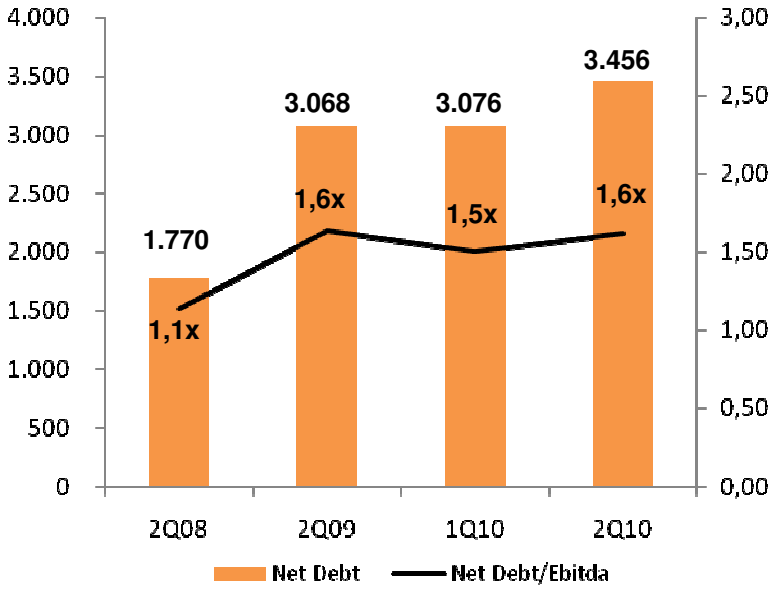

…the development of the portfolio through strong investment capacity.

* O endividamento (bruto e líquido) apresentado acima considera os custos de transação.

Amortization Schedule and Debt Breakdown

The amortization schedule, consistent with the cash flows...

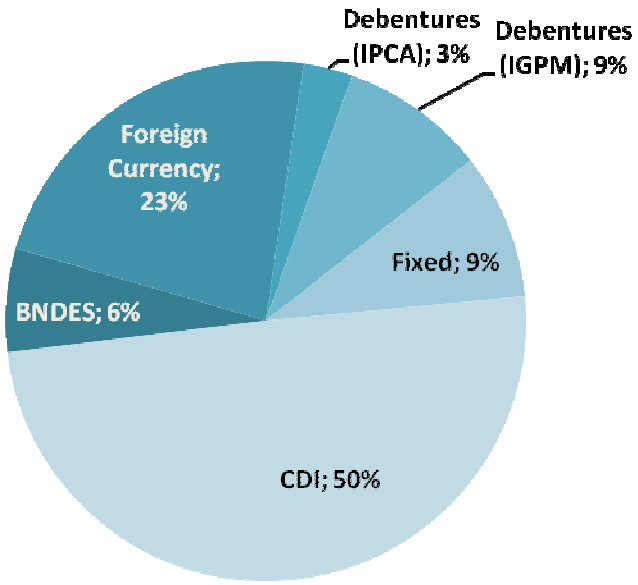

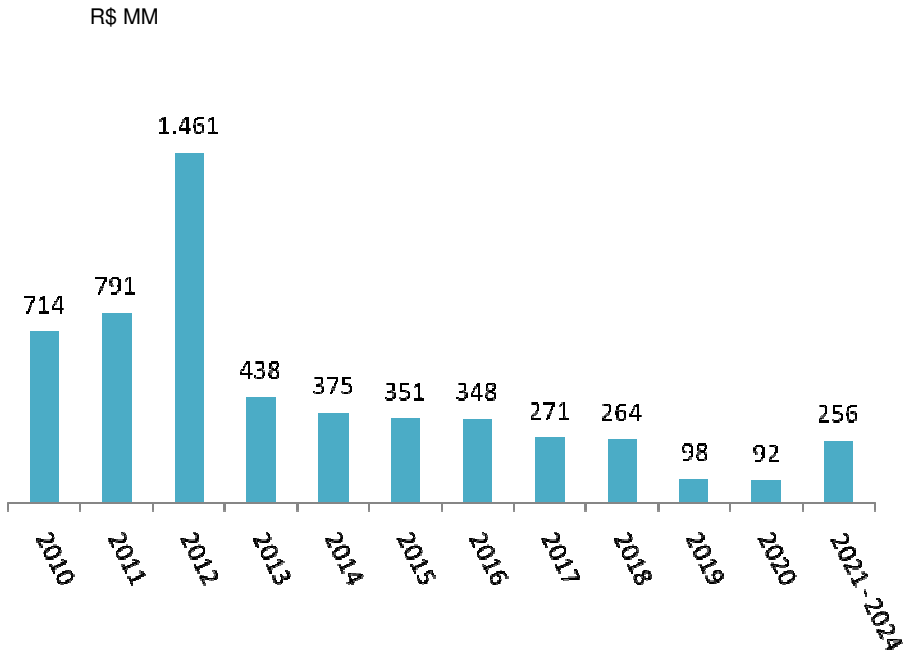

... operating assets, is a fundamental strategy of the CCR.

CCRO3
NOVO
MERCADO
BM&FBOVESPA

* The gross and net debts presented above consider transaction costs.

Net Financial Result

Natural impact on DRE of any company in an expansion ...

Net Financial Result (R$ MM)	2Q09	2Q10	Chg %	1H09	1H10	Chg %
Net Financial Result	**(66,0)**	**(146,5)**	**121,9%**	**(148,9)**	**(293,3)**	**96,9%**
Financial Expenses:	**(139,2)**	**(247,8)**	**78,1%**	**(285,6)**	**(553,8)**	**93,9%**
- Exchange Rate Variation	-	(61,3)	n.m.	(5,5)	(148,4)	n.m.
- Losses from Hedge Operation	(29,4)	(22,6)	-23,1%	(43,5)	(54,8)	26,0%
- Monetary Variation	-	(17,0)	n.m.	(1,7)	(35,1)	n.m.
- Interest on Loans, Financing and Debentures	(103,0)	(122,7)	19,1%	(213,8)	(232,9)	8,9%
- Other Financial Expenses	(6,8)	(24,2)	255,8%	(21,1)	(82,6)	291,1%
Financial Income:	**73,2**	**101,4**	**38,7%**	**136,7**	**260,5**	**90,6%**
- Gains from Hedge Operation	-	2,0	n.m.	0,3	22,3	n.m.
- Exchange Rate Variation	42,0	46,6	11,0%	59,9	109,6	83,0%
- Monetary Variation	2,5	-	n.m.	10,8	-	n.m.
- Others (Interest and Investment Income)	28,7	52,8	84,0%	65,7	128,6	95,8%

... as a result of higher demand for capital, which is characteristic of this phase.

CCR

CCRO3
NOVO
MERCADO
BM&FBOVESPA

Pro Forma Net Income*

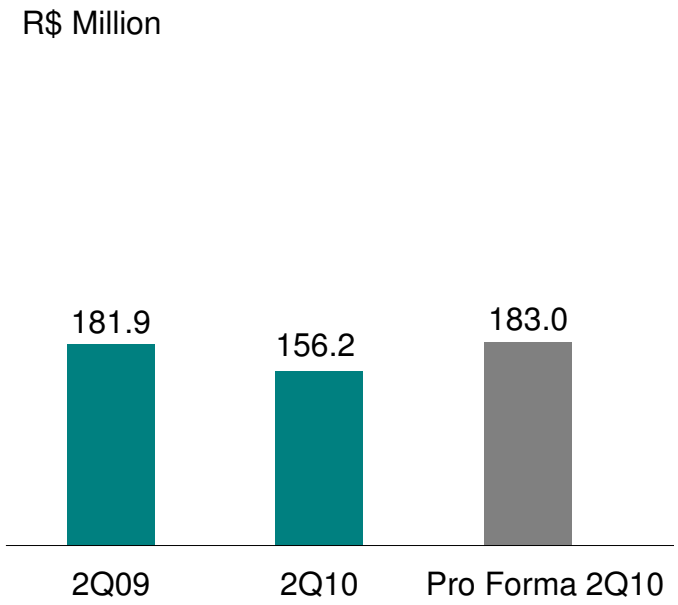

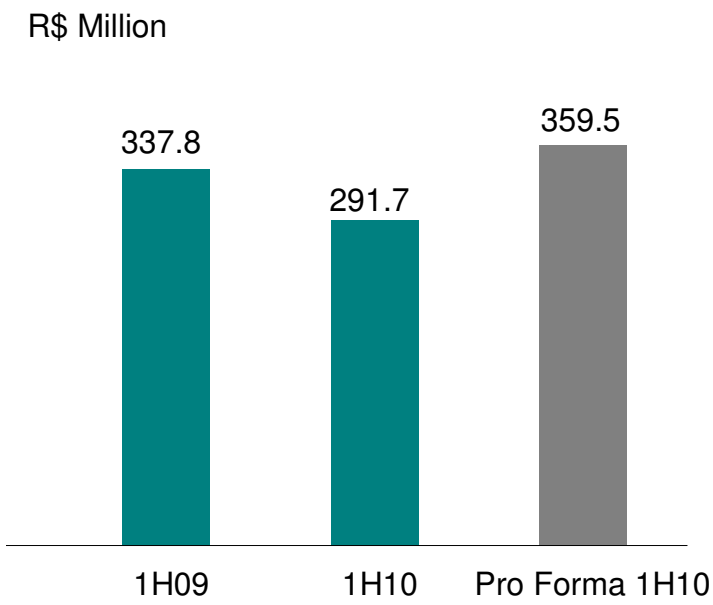

* For the preparation of the Pro Forma 2Q10 report presented above, RodoAnel's deferred tax asset was booked and ViaQuatro's the mark-to-market hedge effect was excluded. With regard to Pro Forma 1H10, besides the previously mentioned adjustments, also eliminated was the non-recurring result reported in 1Q10.

Capex

CAPEX (R$ MM)	2Q09	2Q10	1H09	1H10	2010 (E)*
AutoBAn	82,7	81,5	150,7	141,1	483,0
NovaDutra	40,3	57,7	73,2	110,3	308,2
ViaOeste	53,3	33,9	69,1	64,9	177,7
RodoNorte (100%)	12,3	35,8	27,6	66,9	115,9
Ponte	0,9	2,4	1,7	4,5	28,8
ViaLagos	0,6	0,4	1,6	1,7	14,6
ViaQuatro (58%)	21,7	70,1	23,6	142,1	199,7
Renovias (40%)	9,6	2,8	13,5	6,5	32,9
RodoAnel (100%)	24,4	16,8	40,9	24,8	72,8
Controlar (45%)	-	-	-	0,0	13,8
Other[1]	4,5	9,5	7,7	15,6	35,5
Consolidated	**250,3**	**310,8**	**409,6**	**578,3**	**1.482,9**

1 - Includes CCR, CCR México, CCR USA, Actua, Engelog, Parques and STP.

* It refers to CCR's estimated figures for 2010.

CCRO3 NOVO MERCADO BM&FBOVESPA

Growth Perspectives

Initiatives for current portfolio maximization

- ✓ Execution of contractual amendments in the states of São Paulo and Rio de Janeiro;
- ✓ Maturation of Controlar's operations;
- ✓ Start of commercial operations at ViaQuatro.

Capital discipline for new businesses

- ✓ **Acquisition of the Rodovias Integradas do Oeste S/A concessionaire;**
- ✓ RodoAnel : South segment + East segment;
- ✓ Acquisitions in the Secondary Market;
- ✓ Infrastructure: 2014 World Cup / 2016 Olympics – Urban Mobility;
- ✓ Federal Concession Program;
- ✓ São Paulo and Minas Gerais State Programs.

CCR

CCRO3 NOVO MERCADO BM&FBOVESPA

CCR03
NOVO
MERCADO
BM&FBOVESPA

CCR

Thank you