ISE Índice de Sustentabilidade Empresarial

CCR03 NOVO MERCADO BOVESPA BRASIL

CCR

4Q07 Results

Forward Looking Statement

This presentation contains certain statements that are neither reported financial results or other historical information. They are forward-looking statements.

Because these forward-looking statements are subject to risks and uncertainties, actual future results may differ materially from those expressed in or implied by the statements. Many of these risks and uncertainties relate to factors that are beyond CCR's ability to control or estimate precisely, such as future market conditions, currency fluctuations, the behavior of other market participants, the actions of governmental regulators, the Company's ability to continue to obtain sufficient financing to meet its liquidity needs; and changes in the political, social and regulatory framework in which the Company operates or in economic or technological trends or conditions, inflation and consumer confidence, on a global, regional or national basis.

Readers are cautioned not to place undue reliance on these forward-looking statements, which speak only as of the date of this document. CCR does not undertake any obligation to publicly release any revisions to these forward looking statements to reflect events or circumstances after the date of this presentation.

Agenda

- ***Highlights***
- ***Results***
- ***Outlook***
- ***Social Responsibility***

Operating

- *6.9% traffic increase in the 4Q07 and 6.2% in 2007.*
- *Net Revenue totaled R$ 633.8 million (+11.7%) in the 4Q07 and R$ 2,353.0 million (+9.7%) in 2007.*
- *33.9% increase in AVI users in the year, compared to Dec/06, totaling 908,000.*
- *The consortium formed by CCR and Brisa, with respective stakes of 10% and 90%, concluded the Financial Closing on November 21, and from that date, the consortium started operating the concession.*

Corporate

- *On November 23, 2007, CCR held the 3rd CCR Day.*

- *On November 29, 2007, the Extraordinary Shareholders' Meeting authorized the Board of Directors to approve possible share buyback programs proposed by the Company's management.*

- *On December 1, 2007, CCR was included in the ISE, the Bovespa's Corporate Sustainability Index, for the third consecutive year.*

Upcoming Events

- *On January 29, 2008, CCR announced the execution of a binding and irrevocable Purchase and Sale Commitment for the acquisition of 40% of the equity in Concessionária Renovias S/A. CCR's investment, subject to conditions precedent and adjustments set forth in said Commitment, will be R$ 265,000,000.00.*

- *CCR's management proposes the distribution of additional dividends referring to the fiscal year 2007 in the amount of R$ 0.50 per share, totaling R$ 201.5 million, which will be subject to the approval of the Annual Shareholders' Meeting. This payment will complement the dividend prepayment in the amount of R$0.82 per share on August 9, 2007, resulting in a payout of 91.2% relative to the fiscal year 2007.*

The results reflect a combination of factors...

R$ Million Financial Highlights	4Q06	4Q07	Chg. %	2006	2007	Chg. %
Net Revenue	567.5	633.8	11.7%	2,145.0	2,353.0	9.7%
Total Costs (1)	(334.4)	(339.2)	1.4%	(1,289.3)	(1,225.6)	-4.9%
EBIT	233.1	294.6	26.4%	855.7	1,127.4	31.8%
EBIT Margin	41.1%	46.5%	+5.4 p.p.	39.9%	47.9%	+8.0 p.p.
Depreciation and Amortization (2)	89.5	82.0	-8.4%	350.6	362.9	-6.8%
EBITDA	322.7	376.6	16.7%	1,206.3	1,454.3	20.6%
EBITDA Margin	56.9%	59.4%	+2.5 p.p.	56.2%	61.8%	+5.6 p.p.
Net Financial Result	(50.6)	(77.5)	53.2%	(193.6)	(232.2)	20.0%
Net Income	232.7	136.0	-41.6%	547.3	583.6	6.6%

(1) Total Costs + Administrative Expenses
(2) Includes prepaid expenses

...higher traffic and reduction of operating costs.

Results

R$ Million Pro-forma	4Q06	4Q07	Chg. %	2006	2007	Chg.%
Net Revenue	567.5	633.8	11.7%	2,145.0	2,353.0	9.7%
Total Costs [1]	(334.4)	(317.3)	-5.1%	(1,289.3)	(1,203.7)	-6.6%
EBIT	233.1	316.5	35.8%	855.7	1,149.3	34.3%
EBIT Margin	41.1%	49.9%	+8.8 p.p.	39.9%	48.8%	+8.9 p.p.
Depreciation and Amortization [2]	89.5	82.0	-8.4%	350.5	326.9	-6.7%
EBITDA	322.6	398.5	23.5%	1,206.3	1,476.2	22.4%
EBITDA Margin	56.9%	62.9%	+6.0 p.p.	56.2%	62.7%	+6.5 p.p.
Net Financial Result	(50.6)	(77.5)	53.2%	(193.6)	(232.2)	20.0%
Net Income	120.3	154.8	28.6%	434.9	602.4	38,5%

(1) Total Costs + Administrative Expenses
(2) Includes prepaid expenses

Operating Margins Evolution

(R$ million)

EBITDA x EBITDA Margin

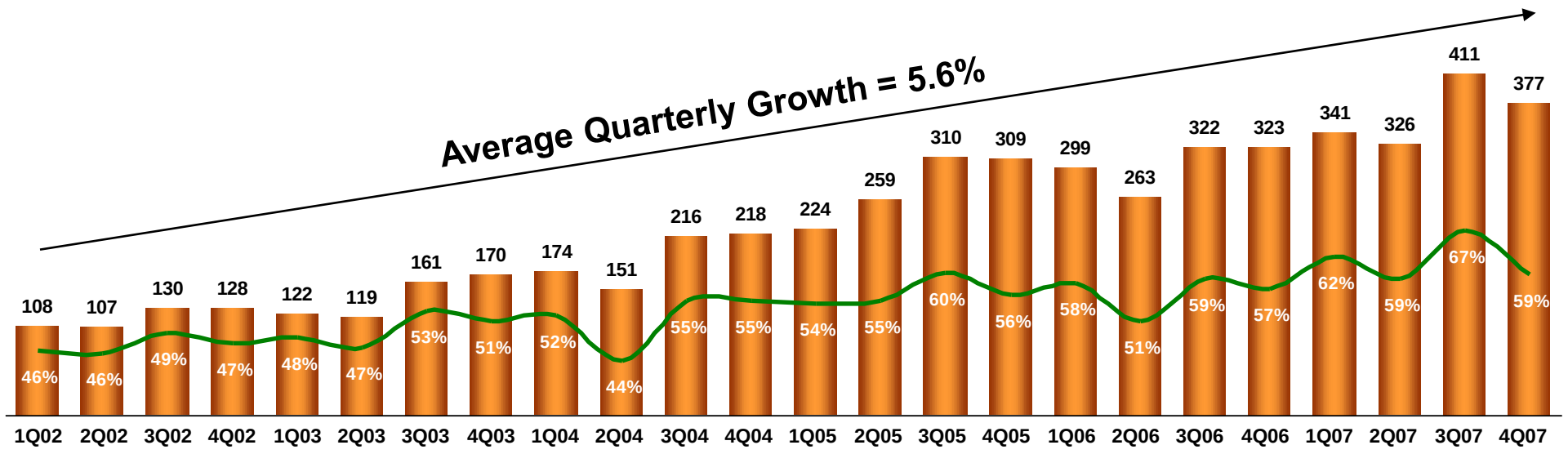

Toll Payment Method

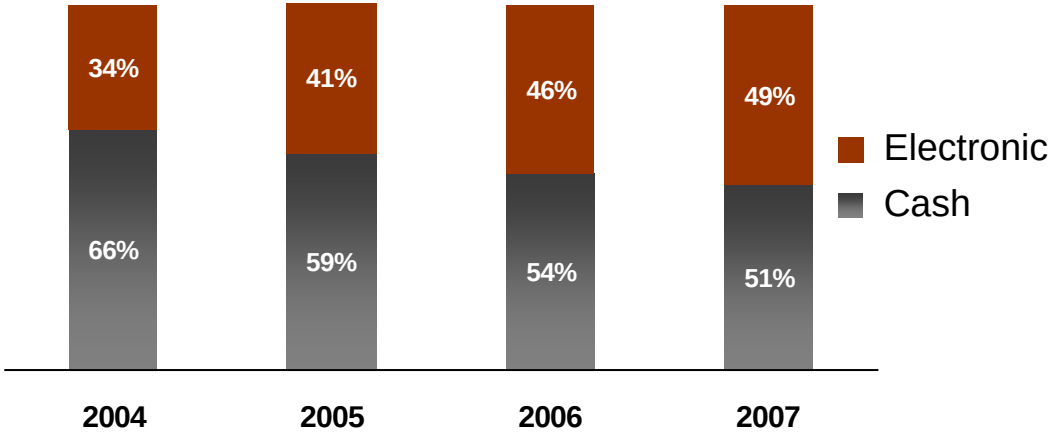

Concession Breakdown

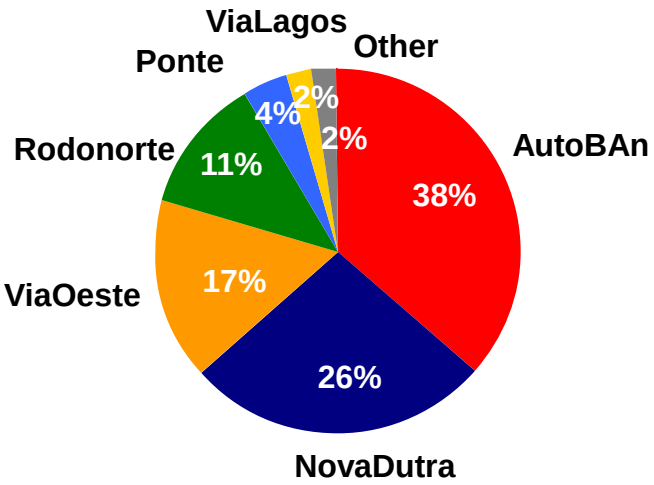

Revenues Breakdown - 2007

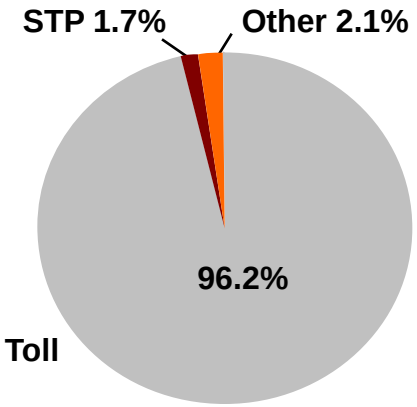

Traffic (Equivalent Vehicles – million)

Quarterly Historical Evolution

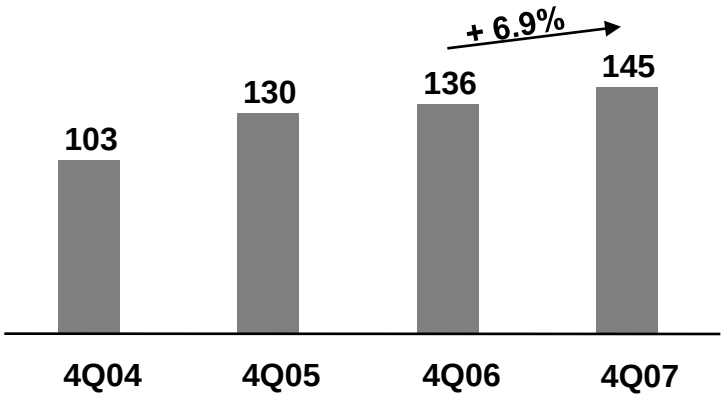

4Q07 x 4Q06 – Concession Breakdown

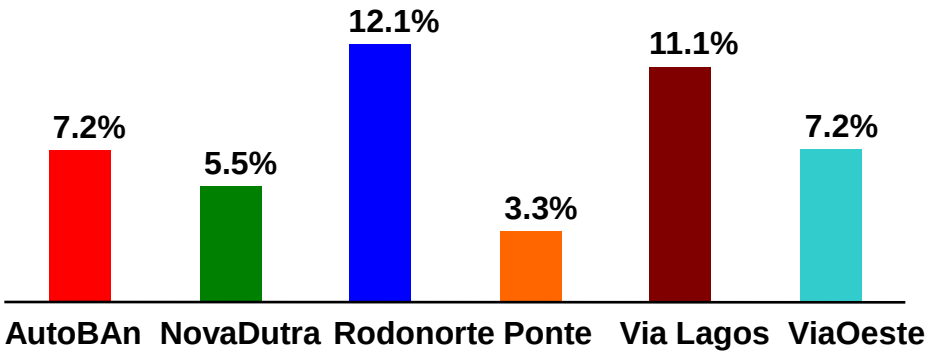

Annnual Historical Evolution

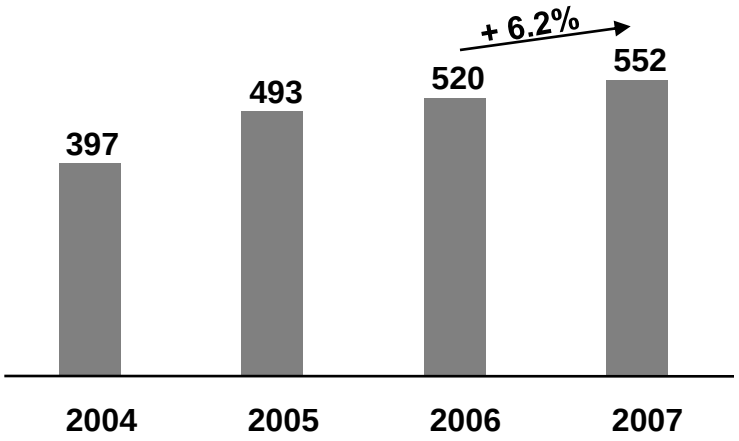

2007 x 2006 – Concession Breakdown

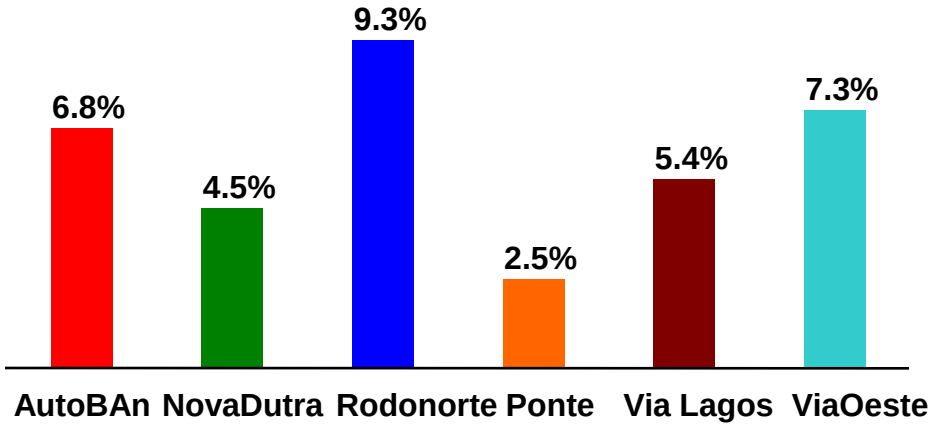

Net Revenue & Total Costs

Operating Efficiency is Key to...

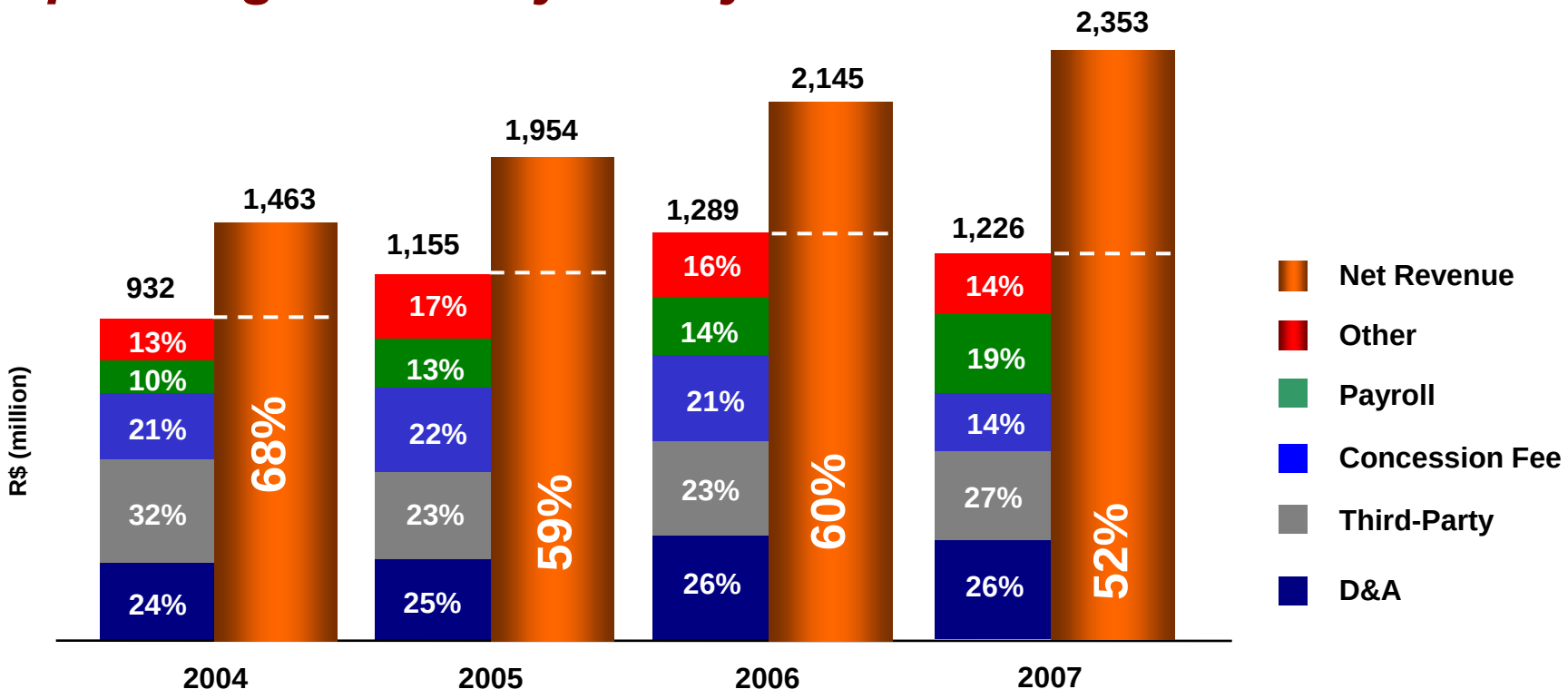

Other: insurance, rent, marketing, travel, electronic payment and routine maintenance

Third-Party Services: auditing, consulting and shared services.

... the success of our business.

Indebtdness

The current low leverage allows...

Gross Debt

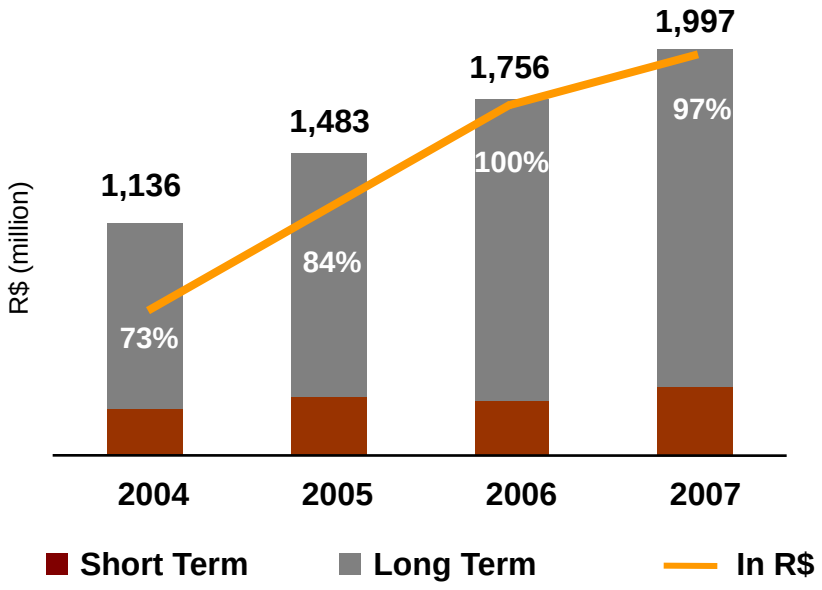

Net Debt

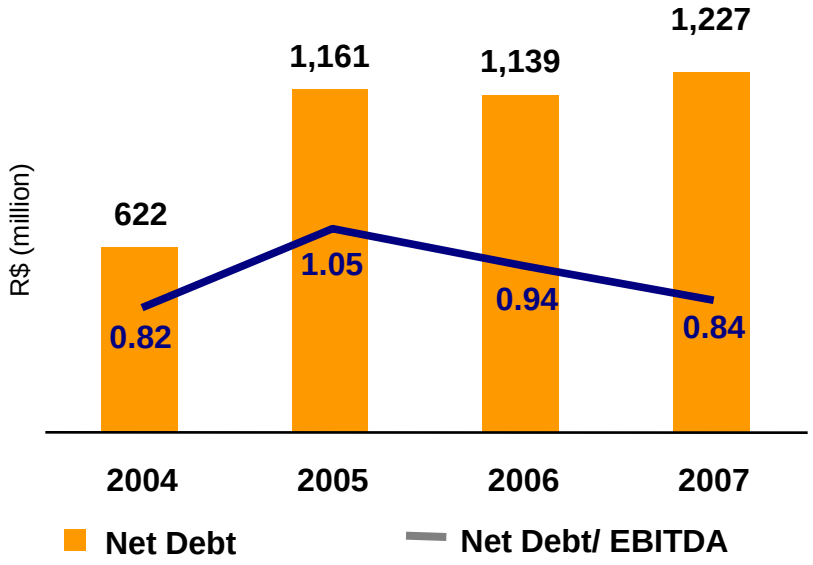

...great flexibility to participate in new bids.

Releveraging may become an important…

Distribution

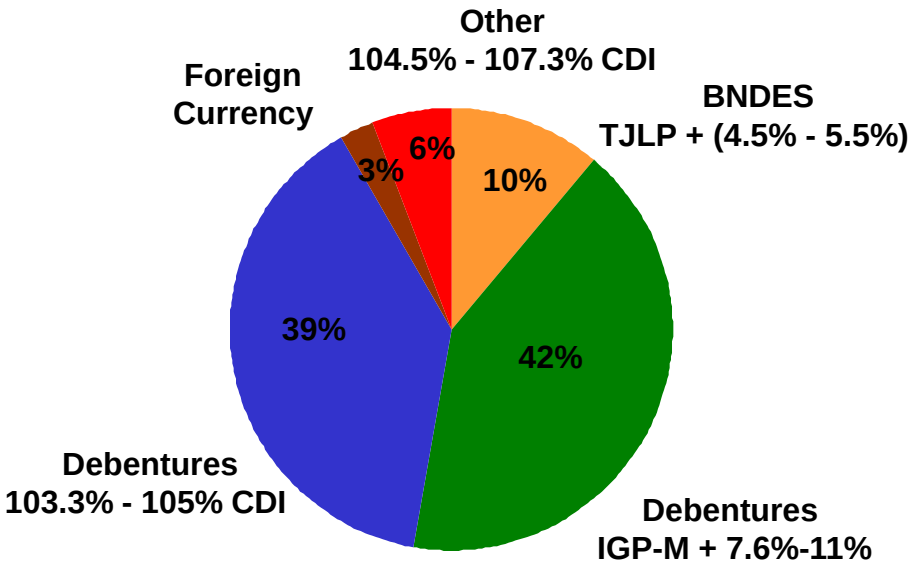

Long Term Debt Amortization

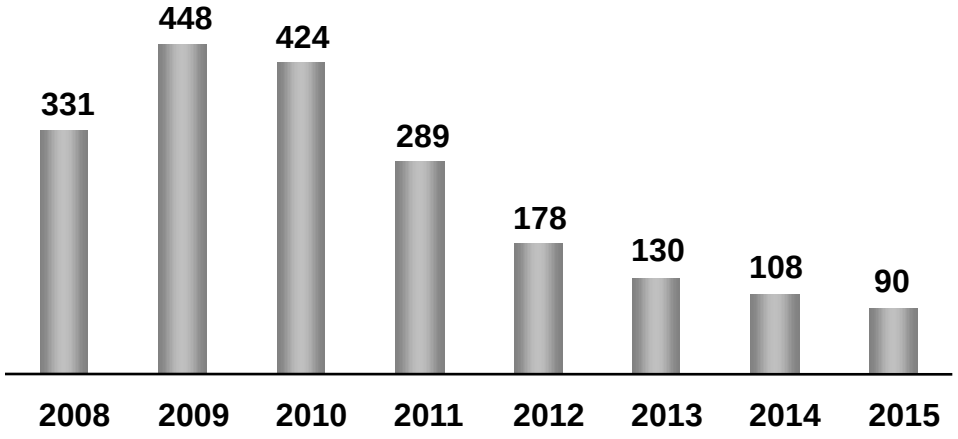

…instrument for anticipating future results.

CAPEX Schedule

Capex (R$ MM)	4Q07	2007	2008(E)	2009 (E)
AutoBAn	52.7	201.8	199.1	149.8
NovaDutra	38.7	99.0	88.9	56.0
ViaOeste	9.0	119.1	103.2	4.2
Rodonorte	30.2	50.8	90.7	74.8
Ponte	8.3	22.6	4.4	3.5
Via Lagos	0.7	4.5	0.3	0.5
ViaQuatro	(0.0)	0.3	185.6	252.7
Other [1]	6.8	13.7	10.9	8.7
Consolidated	146.5	511.9	683.0	550.2

(1) Includes CCR, CCR México, Actua, Engelog, Parques and STP

New Businessess

- *State of São Paulo Concessions*
- *Federal Concessions*
- *Secondary Market*
- *PPP's*
- *Logistics*
- *Mexico and United States*

Brazil is still the main growth driver.

Renovias

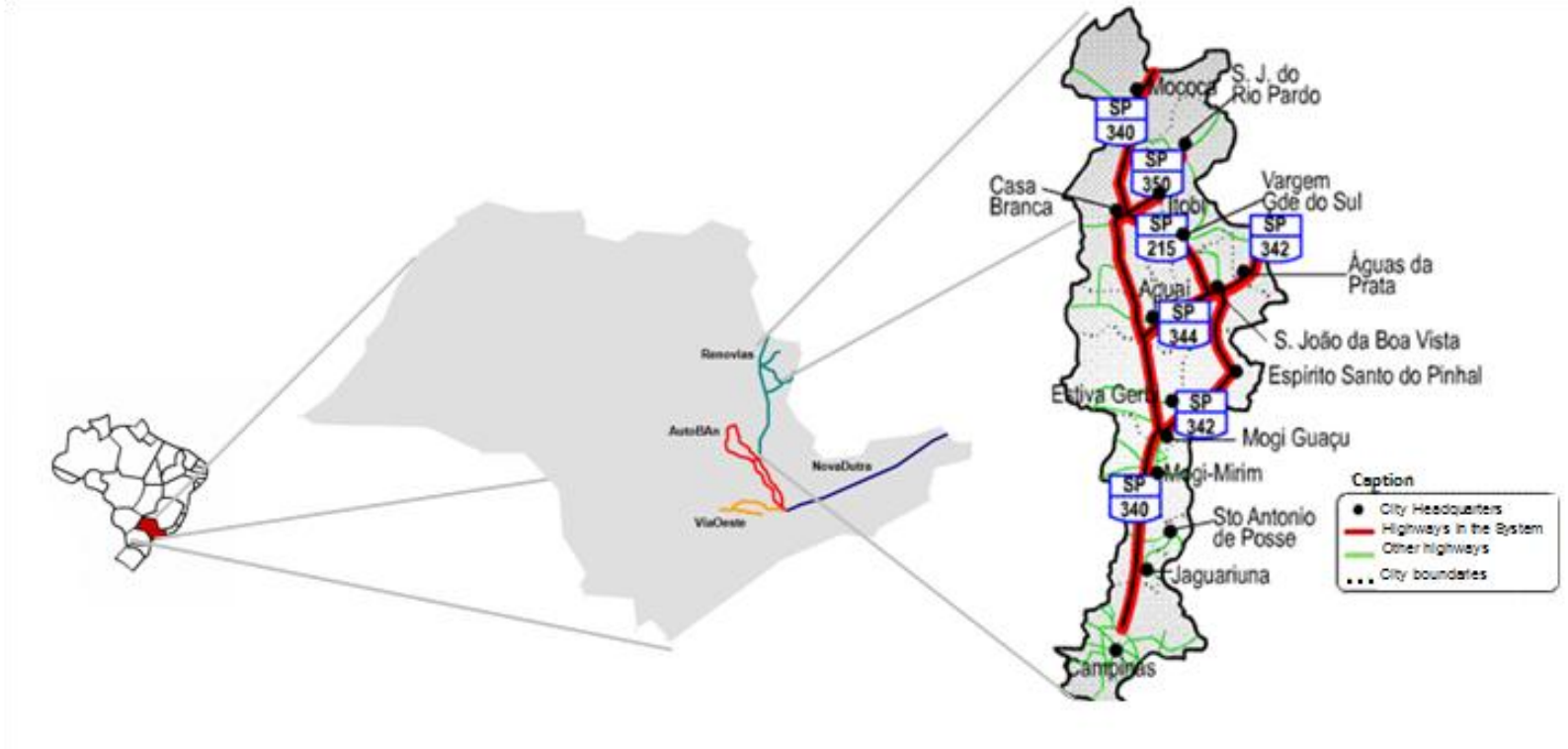

INCOME STATEMENT	Renovias			CCR
R$ million	2006	2007	2008**E**	2008**E**
Net Revenue	174.2	188.9	213.3	213.3
EBITDA	116.8	124.7	158.1	139.3
EBITDA Margin	67.0%	66.0%	74.1%	65.3%
Net Income (Loss)	46.5	41.2	55.3	51.1

Social Responsibility and Cultural Policy

CCR in the Market

- *Contracting of the advertising agency MPM Propaganda to increase the exposure of the group and its companies;*

- *The first project was a campaign to raise driver awareness during the Carnaval holiday, seeking to reduce accident rates;*

- *The main reason for the campaign was the increase in the accident and death rates on Brazilian highways, especially during longer holidays.*

Social and Cultural Responsibility Policy

Culture	*Tela Brasil Cinema*	*Approximately 300,000 people*
	Roda Brasil Circus	*Over 90,000 people*
Education	*Road to Citizenship*	*4,200 educators and 550,000 children*
	I Use de Pedestrian Crossing	*Over 2,500 children, youngsters and adults*
	Ways to Life Institute	*Over 1,000 students*
Health	*Road to Health*	*Approximately 50,000 truckers*
	Humanized Childbirth	*Over 4,000 people*
	RodoPac	*20,000 drivers*
	Life Volunteers	*600 blood donators*
	I am "Sangue Bom"	*200 blood donators*
Social	*Back Home*	*1.5 million of receipts issued per month*
	Quality Competition	*Received more than 30 tones of food*
	Grael Project	*Helped 4,500 students of public schools*
	Sports' Caravan	*Benefited over 35,000 children*


7 Anos
Selo Assiduidade
APIMEC-SP
Prata
2008



CCR

Investor Relations

invest@ccrnet.com.br

Phone: 55 (11) 3048-5955/6353